

N° 90

REPORT 20 MARCH 21

1138

**collective
protests**

10

**cases of suicide and
attempted suicide**

338

Migrants



02, France Avenue, "Ibn Khaldoun" Building (Ex National),
2nd floor, Apt 325 - Tunis Bab Bhar 1000

Phone : (+216) 71 325 129 FAX : (+216) 71 325 128
contact@ftdes.net www.ftdes.net

Introduction

The relative calm that prevailed in the streets, squares, public spaces and roads during the month of March compared to the previous two months of the year, was not mirrored in the volume of protest movements nor in the level of claims and protests recorded by the team of the Tunisian Social Observatory of the Tunisian Forum for Economic and Social Rights. In terms of figures, we can say that the level of protests remained about the same since the month of March 2021 recorded 1138 protest movements compared to 1235 demonstrations during the month of February of the same year.

During this month of March 2021, the claims for the right to work, the rights of workers, the right to development, infrastructure problems (transport and roads), without forgetting those of the regularization of precarious professional situations, have, once again, occupied the forefront of the protest movements observed.

Throughout the month of March, farmers have continued to demonstrate in order to claim the materials of fodder and seeds, stressing the need to find new solutions and new visions for the promotion of their products during peak production.

A significant number of movements took place in the northwestern and central governorates, as well as in a number of coastal Tunisian cities, calling on regional authorities and the government to meet the farmers' demands.

During the month of March, protests by unemployed doctoral students and unemployed higher degree holders were also renewed and met with police violence as forces sought to disperse them through the use of force and tear gas canisters.

The month of March has also witnessed a series of environmental protests mainly related to anarchic dumps, and also those seen in the governorate of Gabes over a period of more than a week in relation to the incident of a factory explosion in the industrial zone and its harmful consequences on the inhabitants of the governorate. This wave of protests has brought to the forefront their past claims of dismantling the units of the Tunisian Chemical Group and launching the project of environmentally friendly industrial zone that the government promised them since 2017.

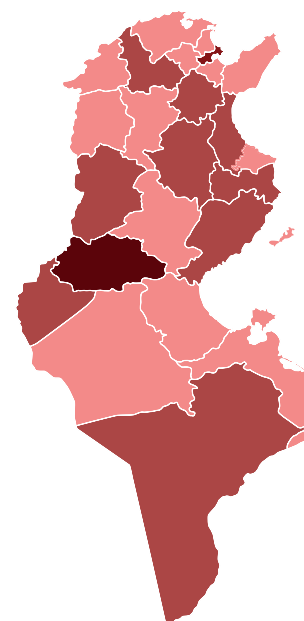
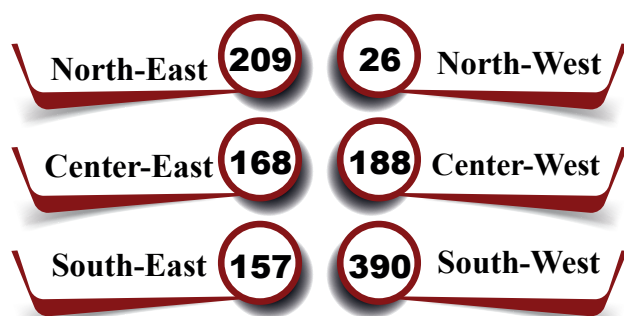
Substitute teachers working under the Ministry of Education demonstrated in various governorates of the Republic, demanding their payment rights delayed by more than 7 months as their contracts provided for a periodic and monthly payment. These teachers demanded that the recruitment decisions of the Ministry of Education involve them.

The end of the month also marked a return of the movement in the governorate of Tataouine and a resumption of the protest of the youth of El Camour 2. This time, the movements have witnessed clashes between social actors and security forces with use of violence targeting the headquarters of the governorate and the headquarters of Radio Tataouine.

The March Protests

In general, the month of March 2021 has maintained the same distribution of social protest as the previous month. The South Western region has again experienced the largest number of protests and according to figures from the Tunisian Social Observatory, 390 protest movements were recorded, which represents about a quarter of the total number of movements that the month has known. The North-Eastern region recorded 209 protest movements, the Central-Western region experienced 188 protests, the Central-Eastern region was the scene of 168 protests, the South-Eastern region counted 157 protests and the North-Western region 26 protests.

MARCH 2020 223
MARCH 2021 1138

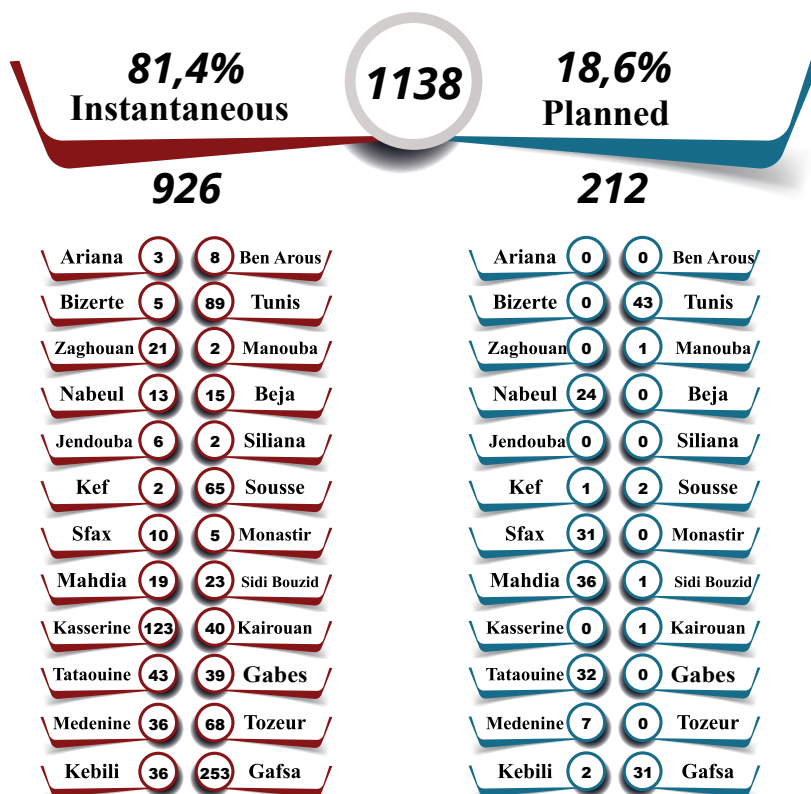


1138


The governorate of Gafsa is again at the top of the order of protest actions, it has experienced alone 284 protests, which represents about 25% of the total volume recorded during the month of March 2021. The governorate of Tunis was second with 132 protest movements, then came the governorate of Kasserine with 123 protests, the governorate of Tataouine, which has experienced a return of EL Camour with 75 protest movements, the governorate of Tozeur with 68 demonstrations, and the governorate of Sousse with 67 protests...

This month of March 2021 has practically the same mapping of protests as the previous months, preserving the "usual" areas of protest, which are each of the governorates of Gafsa, Kasserine, Sidi Bouzid and Tunis (considered the center of authority and the site of most of the headquarters of ministries, establishments and official institutions.)

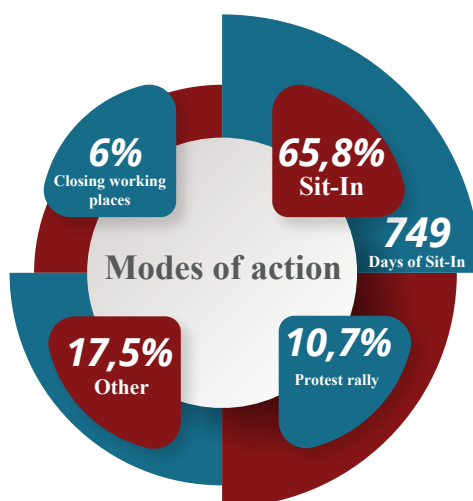




The demonstrations of March 2021 were, overall, instantaneous and spontaneous and either in reaction to the failure to implement an agreement or the failure to fulfill the government's promises, or in response to interruptions in the supply of drinking water, or to demand employment or the regularization of professional situations. And these movements were within the limits of 926 protest movements compared to 212 organized actions related to movements of urban construction workers, contract or substitute teachers.

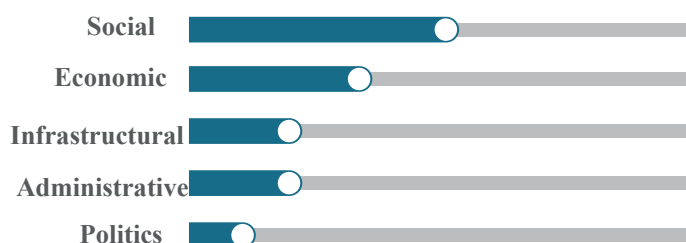


For the third consecutive month, the "sit-in" as a form of protest remained one of the most prominent options adopted by social actors in their movements, since this month of March recorded 749 days of sit-in, which represents 65.8 % of the total forms of protest known during the month.

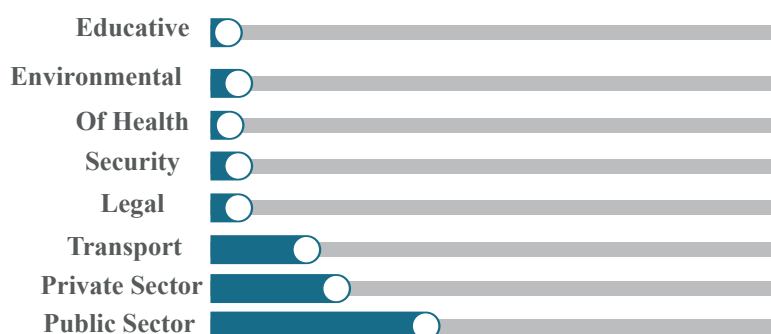


The claims of protesters during the month of March 2021 were mainly related to the socio-economic, (in total, 76% of movements recorded: 42% social and 34% economic), followed by movements related to the infrastructure of roads, isolation of regions, transport and connection to a water and electricity network ... In addition, 4% of the protests during the month of March were of a political nature.

Typology	Percentage
Social	42 %
Economic	34 %
Infrastructural	15 %
Administrative	6 %
Politics	4 %



Sector	Percentage
Educative	4 %
Environmental	8 %
Of Health	4 %
Security	5 %
Legal	8 %
Access to water	11 %
Agricultural	9 %
Transport	5 %
Private Sector	16 %
Public Sector	36 %

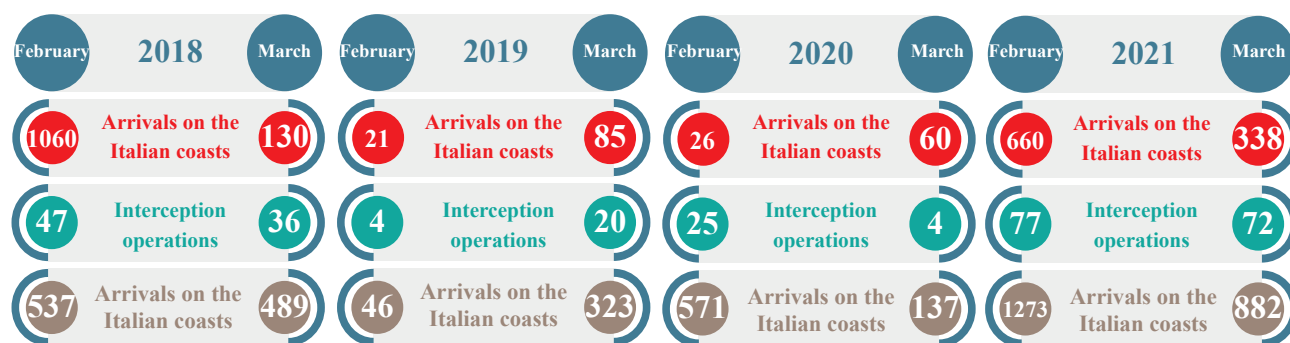


As in previous months, most of the claims were targeted at the government or central authority in more than 75% of social claims, followed by that of the regional community by 15%, followed by the employer by 7%, private institutions accounted for 8% and 3% of the claims are addressed to the Company Phosphate Gafsa as well as the governors, the judiciary and the National Company of Exploitation and Distribution of Water.

The initiating social actors movements	
Employees	14 %
Citizens	14 %
workers	13%
Unemployed	13%
Youth	12 %
inhabitants	10 %
teachers	7 %
farmers	7 %
Unemployed graduated people	7 %
Drivers	6 %

Protest spaces	
Roads	25 %
Medias	18%
Governorate headquarters	14%
Social Media	13 %
Production headq	12 %
Headquarters of Delegations	9 %
Work spaces	8 %
Ministry headquarters	7 %
Educational institutions	7 %
CPG	6 %

Comparative data during the same period 2018-2019-2020-2021



338 irregular Tunisian migrants reached the Italian coast during the month of March 2021 compared to 60 during the same month in 2020 and 85 during March 2019. These statistics imply the increase of number of arrivals during the first semester of the year 2021 to 1082. The total number of migrants arrived to the Italian coasts on only 13 days of the month due to the weather conditions.

Furthermore, Tunisians accounted for 15% of the total number of arrivals during this year 2021.

THE DISTRIBUTION OF ARRIVALS ON THE ITALIAN COASTS ACCORDING TO MONTHS DURING 2021

	NON-ACCOMPANIED MINORS	ACCOMPANIED MINORS	FEMALES	MALES	THE ARRIVALS
FEBRUARY	107	12	16	525	660
MARCH	74	7	11	246	338

During the first trimester of 2021, the number of arrivals to the Italian shores reached 1082, 113 of whom are minors, which represent 19.68% of the total number of irregular migrants.

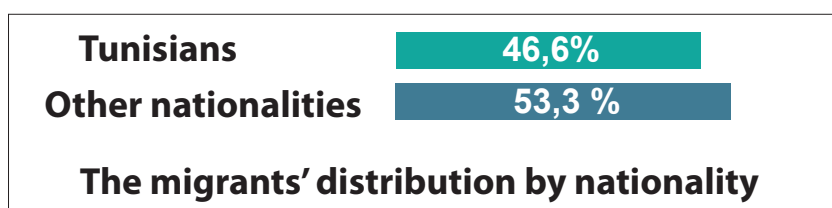
The Intercepted Operations by region

March	Bizert	Tunis	Nabeul	Sousse	Monastir	Mahdia	Sfax	Gabes	Medenine
	-	5,1%	20,51%	7,6%	2,5%	12,8%	52,2%	-	-

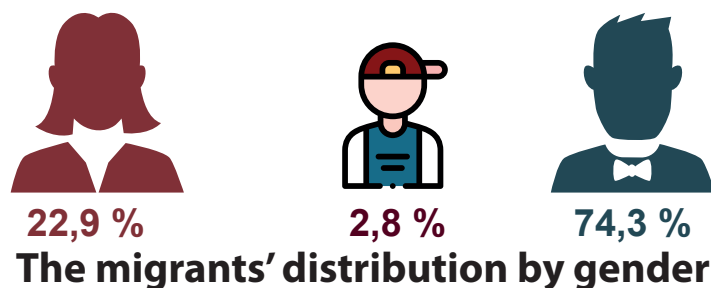
It's worthy to note that the lack of data regarding some regions of the country does not indicate that they didn't witness any irregular migration attempts.

The intercepted operations in the Sfax region reached a record rate during March 2021 as it reached 52.2%. All in all, the first trimester of 2021 was characterized by breaking the records regarding the number of intercepted operations: 116, which means an increase of about 225 % compared to 2020.

The number of intercepted migrants reached 2618, which proves the huge pressures exerted on Tunisia to monitor its shores and the important extent of the Tunisian instances' response and cooperation through the extraordinary mobilization of human, logistical and technical resources for the monitoring and interception operations.



The non Tunisian migrants represented 53.3% of the total number which was predictable as the climate was not favorable during this period of the year for the Tunisian migrants.



The rate of intercepted female migrants increased during March 2021 to reach 22.9%. This increase originated in the massive participation of Sub Saharan women in the irregular migration projects due to their precarious situation in Tunisia.



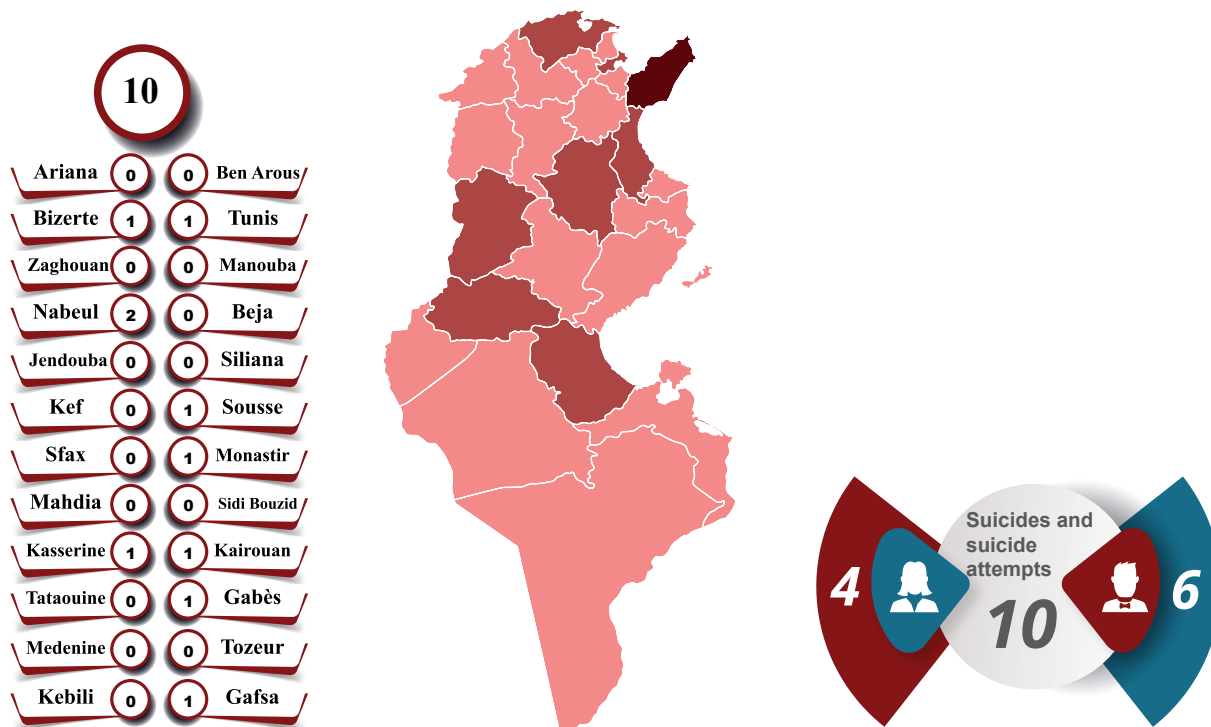
The month of March witnessed an increased activity of the terrestrial security units as they were massively mobilized to intercept the migration operations before departure, while relying on important human and logistical resources.

Month	Number of missing	Number of Victims
January	2	2
February	22	28
March	0	39
Total	24	69

Irregular migration is impregnated with tragedies and sad stories on which we should focus especially that the results of our watch during the first semester of 2021 confirm that 69 migrants died during their crossing journey and 24 others disappeared in the Tunisian seas.

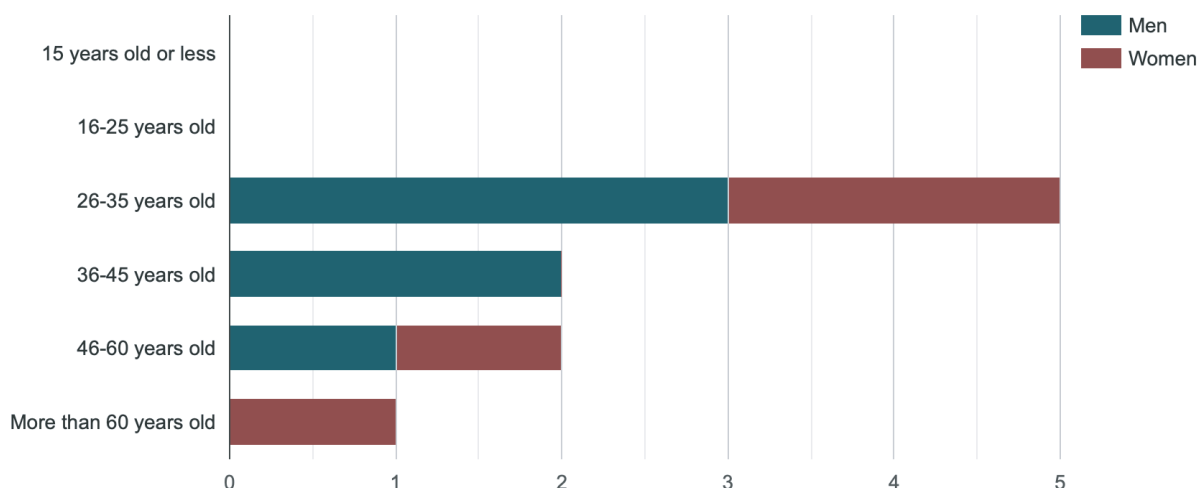
These numbers reflect that the focus is on monitoring and interception instead of promoting research and rescue measures and that the resources are directed exclusively towards interdiction.

Suicide and attempted suicide

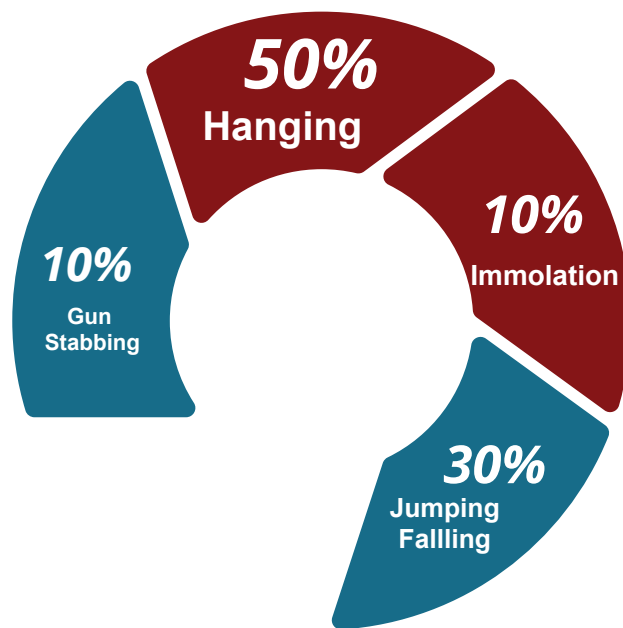


In March 2021, approximately 10 acts of suicide and attempted suicide were recorded, of which 6 were men and 4 were women, including one woman over the age of 60, and mainly affecting the 26 to 35 age group. About half of the suicides and attempted suicides were by hanging and the rest were either by immolation or by jumping and falling or by using a sharp object.

The incidents of suicide and attempted suicide took place in the governorates of Bizerte, Nabeul, Kasserine, Tunis, Sousse, Monastir, Gabes and Gafsa.



	15 years old or less	16-25 years old	26-35 years old	36-45 years old	46-60 years old	More than 60 years old
Men	0	0	3	2	1	0
Women	0	0	2	0	1	1
TOTAL	0	0	5	2	2	1



March 2021 Violence Report

Violence has appeared throughout the month of March 2021 in all areas, affecting all regions and all age groups. Our attention in this monthly report of violence is not focused on the quantitative aspect, although it is important, given that the numbers can be much higher than our watch through the sample we are working on, but our focus is on the qualitative level of manifestations of violence and their occurrence. The increase in the level of verbal violence within sovereign institutions and its evolution into moral and material violence undoubtedly affects the victim, the citizen, influences his mental and psychological structure and feeds his violent reaction and violent protest, in the exemplarity of his leaders and elites.

Scenes of violence

Mid-March was the peak period for the level of violence, moral and material, not to mention hate speech among parliamentarians. This discourse almost spilled into the street, where people saw an exhibition of opposing camps on the public highway, raising slogans hostile to each other, accompanying a wave of mobilization and incitement on Facebook pages and inviting the citizen to choose between "two camps".

The matter did not stop with the involvement of the street in the political conflict, but a deputy tried to transgress a law, the S17 measure at the border. This law, as unjust as it is, symbolizes the rule of law. The opposition to this law was not made under the dome of the parliament nor by pleadings in court but by force when this so-called deputy in the parliament tried to intervene in the work of the border police and to impose the border crossing of a woman subject to this restrictive measure by force by violation of the sovereignty of the airport. This dangerous incident was followed by dangerous developments in Parliament, where MPs exchanged moral and material violence and hate speech, which doubled the volume of incitement and hate speech on social networks. This climate has characterized the public space and political violence, discriminatory speech and hate have dominated events throughout this month of March 2021.

This broad theater of violence may have later repercussions that can characterize protest movements, especially since most of these movements have begun to witness a trend of violence in the last year or so, according to the monthly protest watch we provide. Indeed, anarchic protests with a violent tendency have increased from about 72% in April 2020 to about 92% in February 2021. This new pattern of protests was evident in the January 2021 protests, which were accompanied by break-ins and attacks on public and private property.

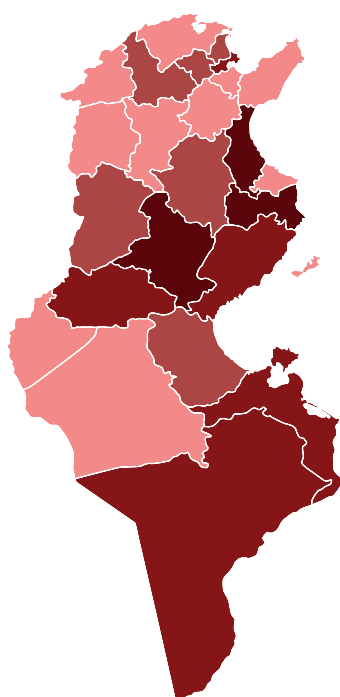
March Harvest

Meanwhile, the manifestations of criminal violence and the diversity of its victims, especially from vulnerable groups, have not been absent from the national landscape.

Most striking was that the child became in turn an executioner as murders committed by teenagers were reported, such as the murder of a teenager stabbed with a knife by a young man in Mahdia, and in Sousse, another teenager was killed with stones. Cases of violence against infants (two newborns) were also noted: the sale of a one and a half year old girl in Sbeikha and the attempt to sell a baby in Sousse were prevented. A newborn was thrown into the street in Nabeul.

Sexual crimes have once again affected minors: a 14-year-old girl was raped in Sousse, a minor was abducted and raped in Nabeul, a 10-year-old schoolgirl was harassed by the school guard in El Souassi and a minor was raped by a drug addict in the peri-urban area of the capital.

Violence also targeted institutions and workers inside these institutions: the municipality of Sidi Ali Bin Aoun was burned, vandalized and attacked, a school in the region of Lella in Gafsa and a school in the town of El-Ayoun in Kasserine were looted and vandalized. An employee of the school in Kasserine was the victim of a knife attack by an unknown person inside the school. This attack also targeted a health worker in the orthopedic hospital of Al-Kassab by the companions of a patient. Meanwhile, cases of violence affecting the daily livelihood of the citizen and his environment have also been reported, in flagrant violation of the law through economic violence (especially the monopoly) and environmental (non-compliance with the law on waste disposal) threatening the life of the citizen and his environment.



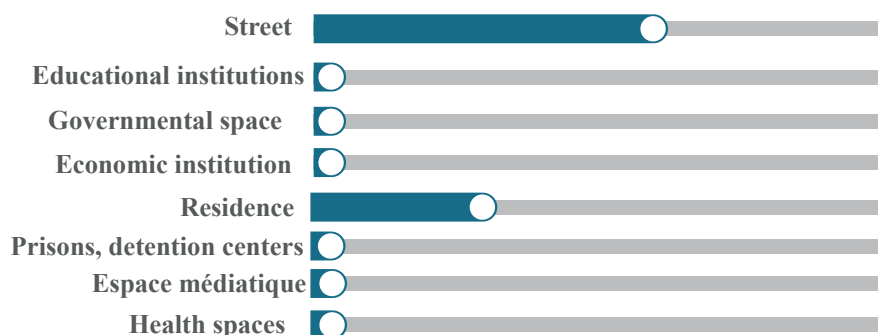
Ariana	5%	Ben Arous	2%
Bizerte	0%	Tunis	12%
Zaghouan	0%	Manouba	5%
Nabeul	5%	Beja	2%
Jendouba	0%	Siliana	0%
Kef	0%	Sousse	9%
Sfax	7%	Monastir	0%
Mahdia	12%	Sidi Bouzid	12%
Kasserine	5%	Kairouan	5%
Tataouine	5%	Gabes	2%
Medenine	5%	Tozeur	0%
Kebili	0%	Gafsa	7%

The figures highlighted by the monitoring process indicated that 57% of reported incidents of violence were committed by men and that 57% of these incidents were also in the form of collective violence.

The mapping of violence observed throughout the month of March 2021 showed that 16 governorates were the scene of violence.

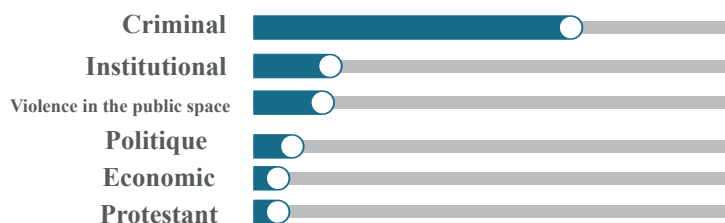
The highest percentage was up to 12% of the total number of violence recorded at the national level in the governorates of Tunis, Mahdia and Sidi Bouzid respectively followed by the governorate of Sousse with 9% and then by the rest of the governorates to varying degrees.

POURCENTAGE	ESPACE
37%	Street
14%	Educational institutions
10%	Governmental space
10%	Economic institution
17%	Residence
2%	Prisons, detention centers
5%	Media space
5%	Health spaces



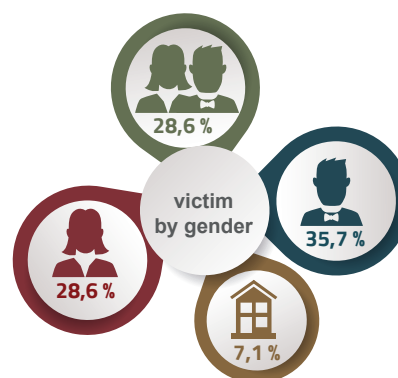
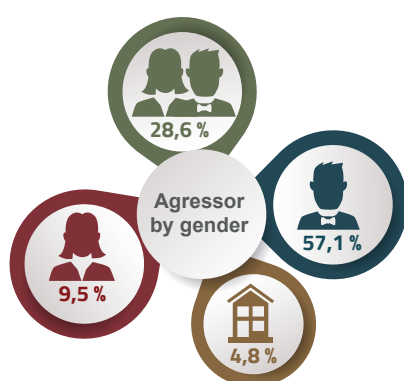
The street has represented an important scene of violence with about 37% of all acts of violence recorded, followed by the domestic space up to 17% and educational, governmental, economic and media spaces, to varying degrees.

SECTEUR	POURCENTAGE
Criminal	54 %
Institutional	19 %
Violence in the public space	10 %
Political	7 %
Economic	5 %
Protestant	5 %



Criminal violence comes first with a rate of 57%, followed by institutional violence with 19% and then political and economic violence and other types of violence, in varying degrees.

In the end, the global crisis that the country is going through has begun to feed the manifestations of violence in various areas and spaces and based on the theory of influence and vulnerability, we can say that the growing discourse of violence, marginalization and hatred of politicians will multiply the repercussions of this violence in the street and this could characterize the protest reactions in the coming days.



Conclusion

It is important to remember that the general situation in which the country has been living for more than two months is unstable and characterized by a lot of ambiguity and a very high level of rivalry between political parties. This situation makes the process of conducting a national dialogue and attempts to bridge the gap between the positions very difficult. A situation that will undoubtedly have repercussions and that would also represent a new trigger for a new wave of movements that could coincide with the third wave of the emerging Coronavirus.

NOUVELLE MÉTHODOLOGIE DE CALCUL SCIENTIFIQUE :

À partir du mois de Mars, l'Observatoire Social Tunisien du Forum tunisien des droits économiques a adopté une nouvelle méthodologie de calcul scientifique dont voici les bases :

Définitions :

Mouvements instantanés: caractérisés par la surprise et la vitesse de mouvement résultant de la colère de la foule et de la gronde qu'elle génère mais sont limités dans le temps et l'espace. Ce type de mouvement cherche à mobiliser l'attention et la mobilisation sociale et se caractérise par leur nature pacifique, Cependant, ces mouvements varient dans les paramètres de développement de la protestation, y compris le recours à la violence.

Mouvements planifiés : mouvements qui étaient essentiellement instantanés mais qui ont évolué et développé des mécanismes d'action dans le temps et l'espace et ont pu acquérir la capacité d'organisation et de préparation d'une et chercher à développer des contre-mobilisation mais restent essentiellement pacifiques.

Ils se distinguent par leurs moyens organisationnels et leur capacité à assurer son action continue et la mobilisation pour les mêmes raisons.

Mouvements anarchiques (violents) : ce sont des mouvements qui font de la contre-violence l'un de leurs mécanismes d'action et sont souvent des réactions directes employant tous les moyens pour la confrontation et l'atteinte de leurs objectifs mais ils manquent souvent d'éléments d'organisation, de programme et de moyens clairs.

La méthodologie de Calcul :

L'unicité d'un mouvement est définie par un mode d'action, un lieu et une journée.

Une protestation se déroulant dans plusieurs lieux sera comptabilisée comme étant plusieurs mouvements.

Un mouvement ayant lieu sur plusieurs jours sera comptabilisé chaque jour.

Une protestation utilisant différentes modes d'action sera comptabilisée une fois pour chaque action.

MÉTHODOLOGIE DE VEILLE DE LA MIGRATION NON RÉGLEMENTAIRE

- Les opérations d'interception : la veille repose sur les rapports du Ministère de l'Intérieur et les déclarations du porte-parole de la Garde Nationale dans les divers médias. Dans la plupart des cas, ils n'incluent pas de données détaillées (genre, tranches d'âge, pays d'origine des migrants ...)
- Les arrivées sur les côtes européennes : Plusieurs structures émettent des données numériques sur les arrivées en Europe, comme le Haut-Commissariat pour les réfugiés, l'Organisation Internationale pour les migrations, les Ministères de l'Intérieur des pays européens et l'Agence Européenne de Surveillance des côtes.
Les chiffres présentés restent approximatifs et nécessitent une mise à jour continue selon les données publiées par les structures officielles et civiles qui peuvent être édités dans des rapports ultérieurs mais qui fournissent une lecture de l'évolution et du changement de la dynamique de la migration non-réglementaire.
- Les chiffres invisibles : ce sont le nombre de migrants qui atteignent les côtes européennes sans passer par les autorités locales ou les structures internationales et ne se retrouve pas dans un recensement. Ce sont des chiffres importants et qui diffèrent selon les tactiques des réseaux des passeurs de migrants. Il comprend également des opérations de départ depuis les côtes tunisiennes qui réussissent à échapper au contrôle sécuritaire strict ou celles dont le passage est intercepté sans émettre de rapports ou sans les annoncer.