

From sub-Saharan African states to Tunisia:

**A quantitative study on the situation of migrants in Tunisia:
general aspects, pathways and aspirations**



From sub-Saharan African states to Tunisia:

A quantitative study on the situation of migrants in Tunisia:
general aspects, pathways and aspirations

Faten Msakni

Teamwork Group

Kouassi SILVER

Bossap ARLETTE

Marie michele ONGBASSOMBEN

Moumier KEITHDONALD

Amine KHARBOUCH

Imen ESSGHAIER

Najla ARFA

The content of this publication is the responsibility of the FTDES and does not necessarily reflect the position of the Rosa Luxemburg Foundation.

Introduction:

During the past recent years, Tunisia has become a host country for sub-Saharan migrants. The number of migrants has been growing, particularly after the abolition of visa requirements for a number of sub-Saharan countries. Thus, the number of sub-Saharan migrants has been multiplied between 2004 and 2018.

Despite the many changes and evolutions of the phenomenon of migration in Tunisia, there are still relatively few research studies about the migrants residing in Tunisia.

In this context, this study was conducted with the aim of identifying the general characteristics of the migration to Tunisia by surveying a number of sub-Saharan migrants living in Tunisia about their experience. It should be noted that the phenomenon of migration from southern countries to Tunisia has been developed due to various reasons and has taken many forms during the past few years. Some migrants voluntarily chose to migrate looking for international protection or financial opportunities, while others were victims of fraud and were forced to migrate; as such, in many cases, migrants can be categorized as victims of human trafficking. Migration to Tunisia involves diverse population groups from different age categories and socio-economic backgrounds. Experiences of these migrants and the dangers they face are also different, according to the categories to which they belong - generally the rate of women that face danger is the highest from the total number of both migrants and immigrants.

Objectives of the study:

This study seeks to better identify the pathways of migrants in regular and irregular situations through collecting data about individual and group pathways of migrants, their places of residence, jobs, family situations and their access to social and health care services. It also aims to identify the available resources and obstacles faced by migrants.

More generally, the aim of this study is to better understand the reasons that pushed these individuals to leave sub-Saharan countries towards northern African countries, and more specifically towards Tunisia. Why are these people leaving their homeland? Who are they and who is supporting them?

Methodology of the study:

In this section, the methodology used in our research will be explained. First, we will introduce the methodology and the technique adopted for the research, following which we will present the field of work and the method of selecting the sample.

This is a quantitative research based on the technique of collecting data using questionnaires. The methodology of collecting data was chosen on the basis of its high capacity of including a high number of interviewees in order to shed lights on the entire category in general while also helping to understand the specificities of marginalized subcategories.

Adopted technique:

The technique of surveying was adopted in order to learn about the characteristics of these migrants and to describe the migration experience process, as well as to better know the migrants and how they settled in Tunisia. This technique aims essentially to gain a more comprehensive understanding of social, family and professional integration processes and the tools to access different social services. During the preparation of the questionnaire, it was important to explore the different pathways of the migrants since they constitute a highly diversified category, while also taking their specificities into account, especially those related to the fluency of French language.

In general, the questionnaire was structured around the following four main areas:

- 1st area: socio-demographic characteristics of migrants,
- 2nd area: individual pathways in the country of origin,
- 3rd area: personal experiences of migration,
- 4th area: real life experience of migrants in Tunisia and their major aspirations.

The questionnaire was disseminated during the period from June to September 15th, 2019.

It should be mentioned that this field work was conducted by individuals who are part of the migrants' category, who are close to it or who are from the same geographic origins. Data

were collected by five interviewers; four of whom are sub-Saharanans from different nationalities and one Tunisian national. They all partook in a training course before collecting the data.

Research community and method used for choosing the sample:

Research community:

Field work was carried out in the different governorates of Tunisia that attract the biggest number of sub-Saharan migrants and can be considered as the top magnets for foreigners coming from sub-Saharan countries. The study covered the Grand Tunis district that includes the governorates of Ben Arous, Ariana, Tunis, Manouba, Sfax, Sousse and Medenine. The areas covered by the research were selected as such as they are considered to be magnet or transit zones for migrants. These are the governorates that host the biggest number of migrants because they contain many private universities attracting students who want to pursue their higher education in Tunisia; also, there are associations and organizations that offer assistance to the migrants or governorates near the borders that host the migrants and asylum seekers fleeing the horrors of wars and torture; they also host surviving migrants in an irregular situation who tried to cross the Mediterranean from the Libyan shores towards Europe.

Method used for choosing the sample:

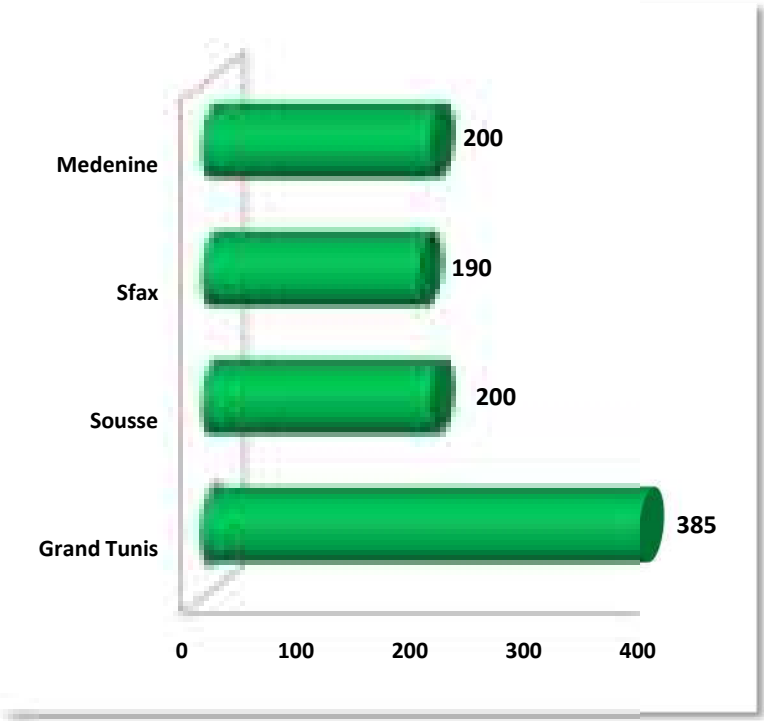
This research focused on the situation of migrants in the host or transit country who are residing in Tunisia and who originate from sub-Saharan countries. The research involved a big sample in order to get an adequate representation for the diverse situations and different pathways. The chosen interviewees are residing in Tunisia, regardless of the period of their residence, their legal situation and their countries of origin or reasons of their arrival.

The sample included 962 migrants (males and females) who represent a part of the original community units and who carry its mixed imprints.

In order to select the interviewees, a random sample was chosen which allowed us to select the key terms of the study while providing equal opportunities for all units. This method helped us to choose the terms using a direct individual way through a random operation that sheds the lights on the unchosen units equally as on the chosen ones.

The questionnaire was disseminated in diverse places: private (migrants' houses) and public (city centers, hospitals, organizations' housings, university dorms, coffee shops, transport stations, markets, post offices, shopping centers and residential neighborhoods where there is a high number of migrants). These places were chosen according to their capacity to involve migrants from different backgrounds and pathways.

Interviewees were selected randomly in the seven chosen governorates. The interviewers contacted qualified people from sub-Saharan origins who were asked to identify their country of origin, once they accepted to participate. The qualified interviewees were born in sub-Saharan countries, are residing in Tunisia and aged between 0 and 60. It was not required from the interviewees to live in the place where the questionnaire was carried out. People who were born in Tunisia from sub-Saharan migrant parents were qualified for an interview.



***Figure1:** the distribution of the interviewed migrants according to the geographical areas of research*

Why did we use a big sample for this research?

Even though the components of the studied category share many features, especially those related to the geographic origins, they are still highly different and diverse, especially since migrants came from different countries. We cannot neglect that Africa is a diverse continent that hosts many nationalities and different languages. A period of residence and motifs of migration were diverse (political, financial, personal reasons ...) and that is why we need a big sample to cover all the specificities.

I. Socio-demographic specificities of the studied sample:

According to Gender:

In the 80s, the majority of immigrants from sub-Saharan countries were men. This is no longer true since women constitute the third part of the studied sample, and the rate of female migrants is almost equal to the rate of male migrants. During the last years, female representation become more and more important in migratory flows, and women are no longer only migrating to join their husbands, but they have now their own migratory projects. These results allow us to compare the migration experiences according to gender, since we are faced with an increasing rate of female migration flows. They also

help us to better understand the main characteristics of new female migration practices, their experiences and pathways, and what differentiates it from the male experiences of migration.

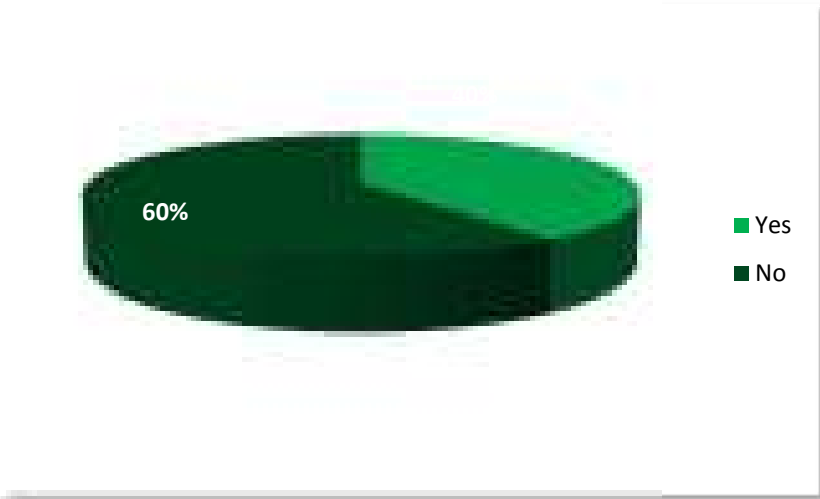


Figure2 : specificities of the studied sample according to Gender

According to Age:

The outcome of the study showed that a big number of migrants are adults, but there are also many young people who chose to embark in the immigration journey. The final studied sample showed a high representation of the youth category which confirms that the migration phenomenon involves youth more than any other age group.

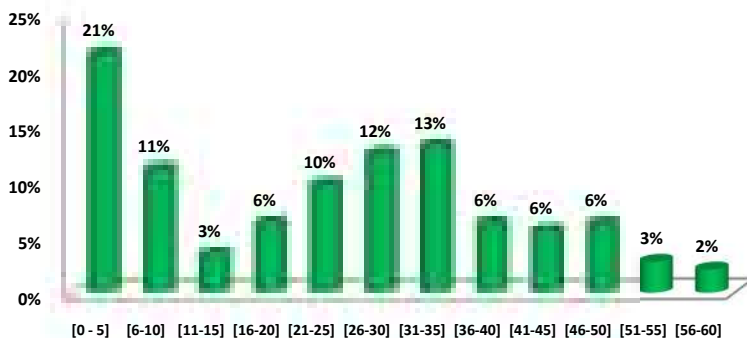


Figure3 : specificities of the studied sample according to Age

The final sample also includes an important number of minors who migrated from one of the sub-Saharan countries towards Tunisia.

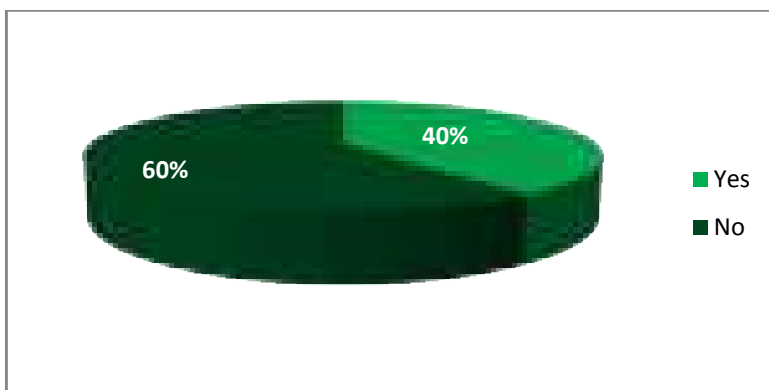


Figure4 : specificities of the studied sample according to minor migrants

These young people have generally travelled with their mother, father or both of their parents, but there are also some minors who have travelled unaccompanied and crossed dangerous routes all by themselves. The international organizations or relatives of these children took in charge some of them, since they were really young when they left their homeland.

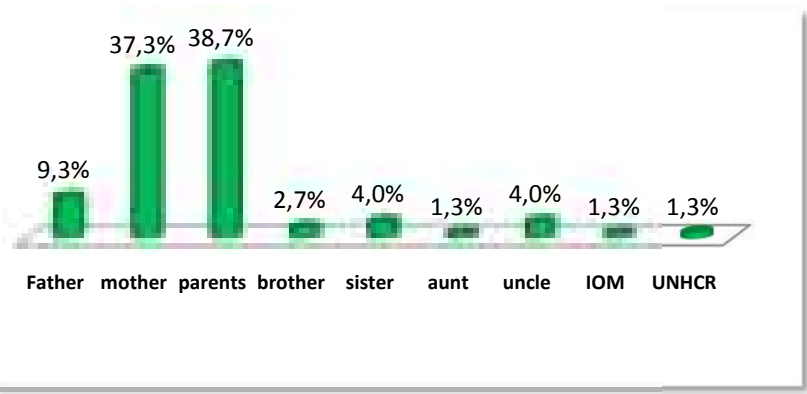


Figure5 : the different parts who are taking minor migrants in charge in Tunisia

Nationalities of migrants:

Migrants come from very different countries. Migrants from the Ivory Coast are ranked first in the sample with a rate of 32%, followed by migrants from Cameroon, Democratic Republic of Congo and Sudan. These four countries represent nearly 75% of the sample, followed by Eritrea, Gabon, Somalia, Mali and Nigeria.

It should be noted that a new pattern of migration is emerging in Tunisia, which has been a transit country for so long,

and now transforming into a destination country, as it is in the heart of the migration crisis.

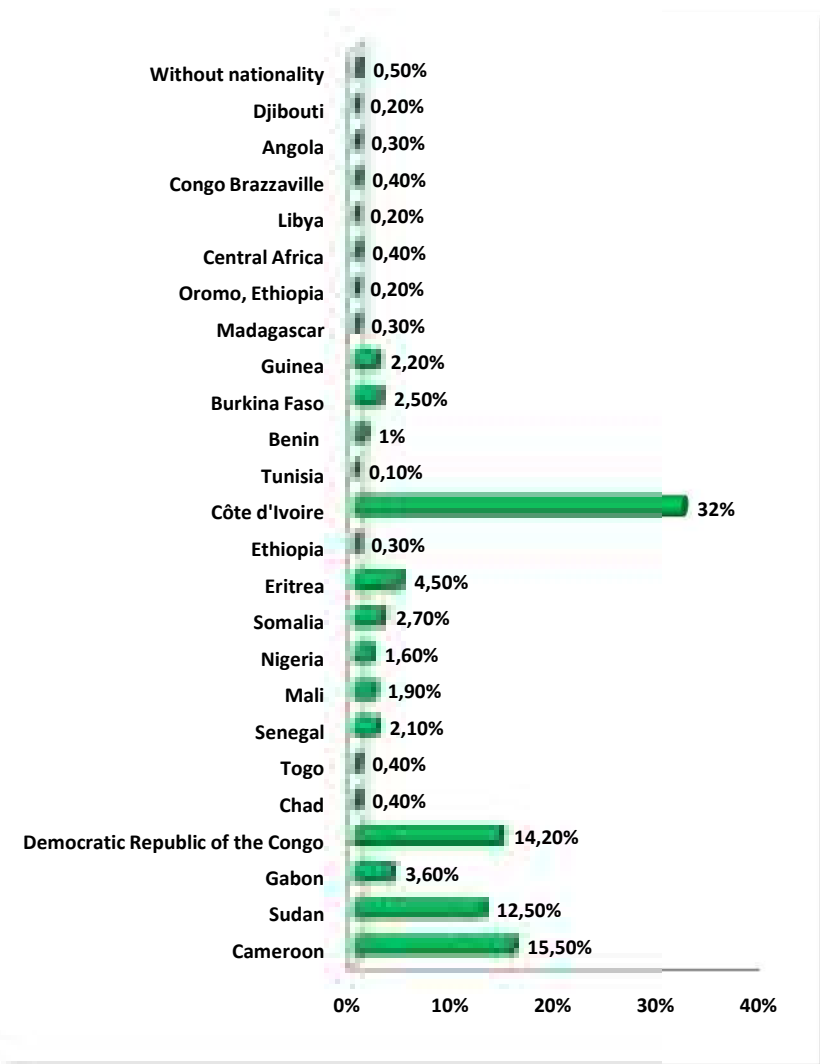


Figure6 :specificities of the studied sample according to Nationality

Civil Status

Most of the sample's components are free from any family obligations. Most of the migrants are single or engaged in non marital relationships.

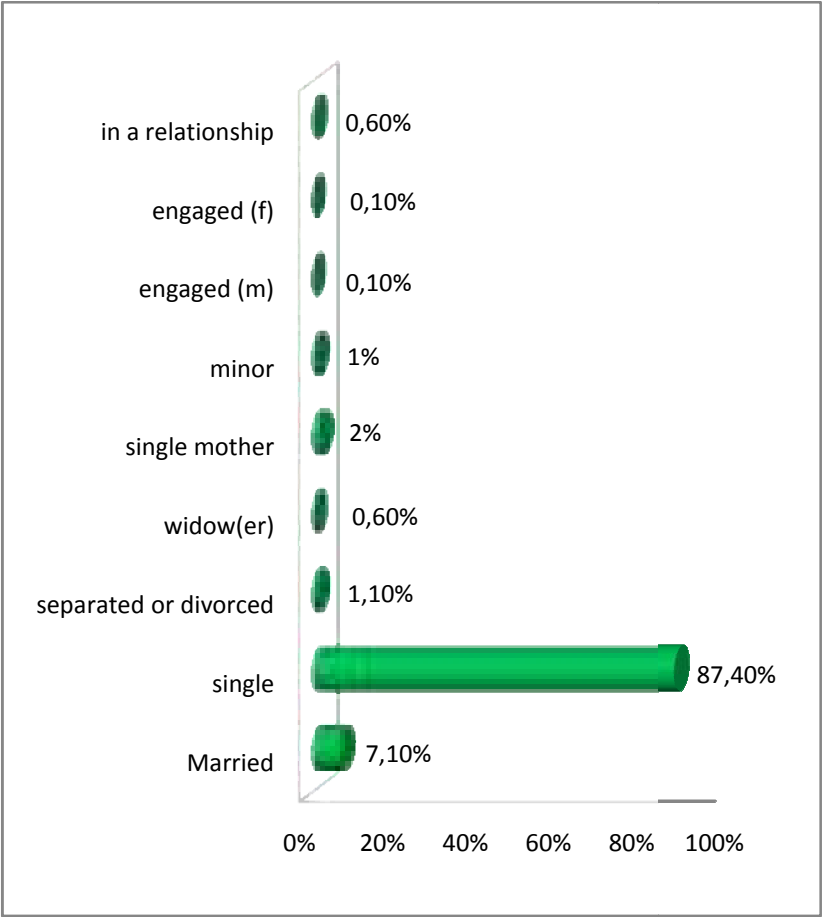


Figure7 : specificities of the studied sample according to the Civil Status

An important number of migrants cohabit with their partners without marriage. Researches about migrants rarely include the sexual aspect, except for studies of sexual health issues.

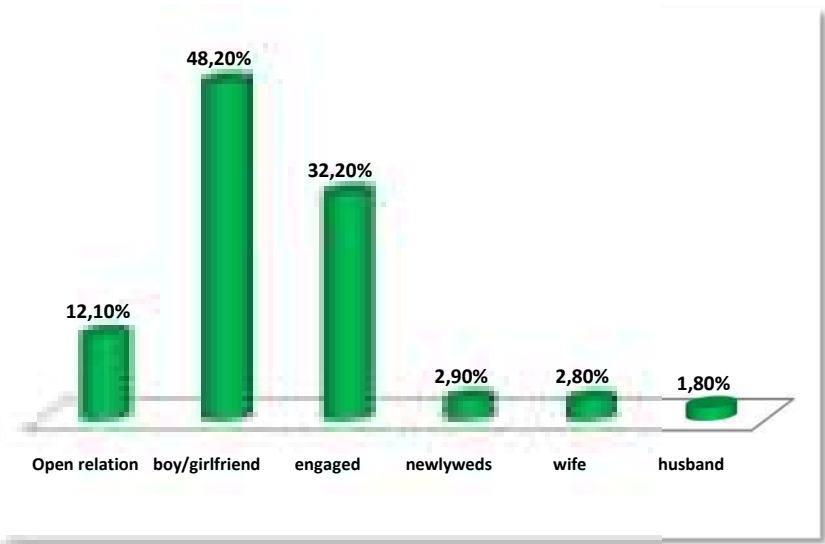


Figure8: *specificities of the studied sample according to the nature of their relationships with the partners*

The study showed that most of the migrants are engaged in relationships with partners from their country of origin. Most of the answers confirmed that the partners of the migrants are also Sub-Saharan. The rate of those who have partners from other nationalities does not exceed 1.5%.

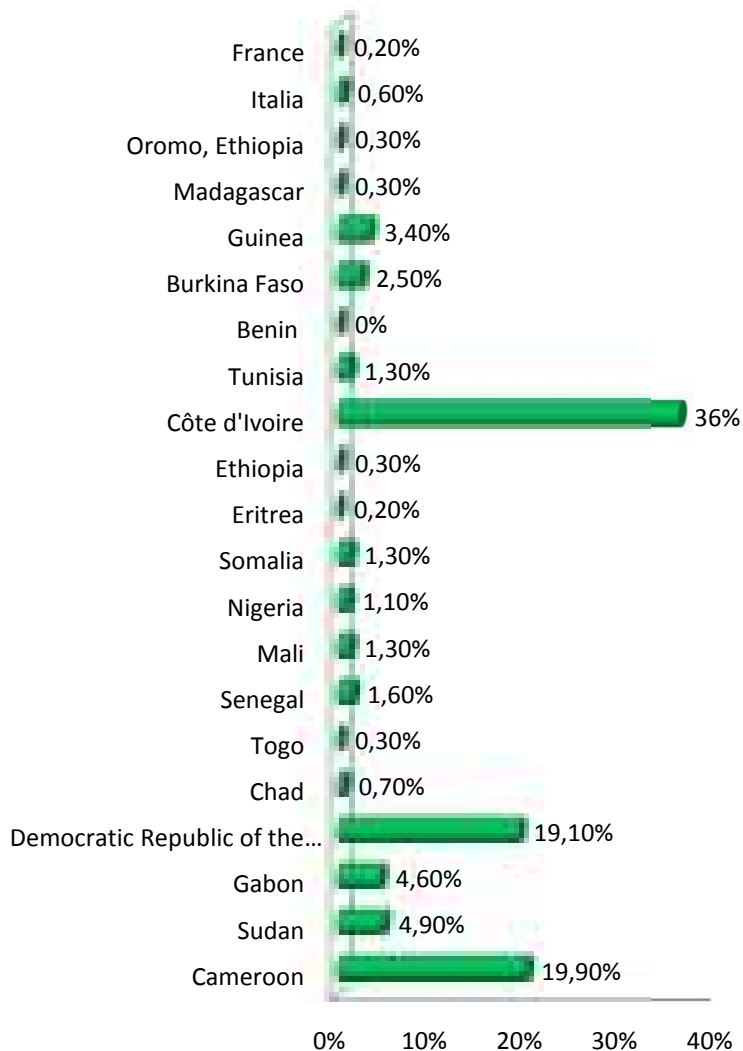


Figure9: the nationality of the life-partner

Current situation of migrants in Tunisia:

During the last few years, there was an important increase in the number of foreigners who wanted to settle in Tunisia on short, medium or long terms. Tunisia has been hosting an important flow of sub-Saharan migrants. University students represent an important number of migrants, since the Tunisian Republic is encouraging investments in private higher education and opening up to the sub-Saharan countries, encouraging students who are seeking to pursue their higher education. There are also economic migrants and asylum seekers who are fleeing tensions and wars in the different areas of the continent. Besides, the study recorded an evolution of the irregular migration phenomenon, which is mainly represented by the presence of irregular sub-Saharan labor force in Tunisia. Social, economic and health crisis in many South African countries led to the emergence of new categories of migrants (unqualified workers, unaccompanied minors, single mothers, asylum seekers, etc.)

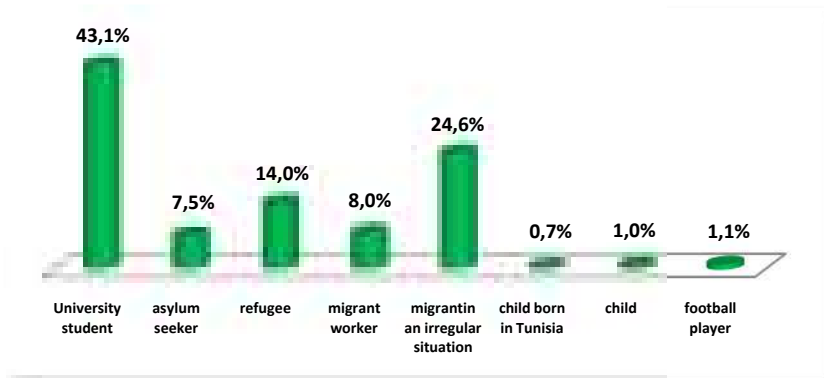


Figure 10: the status of migrants in Tunisia

Presence of a family member:

80.1% of the interviewees declared that other family members are living with them in Tunisia. Most of them are accompanied by their parents or children, and to a lesser extent, by their life partners.

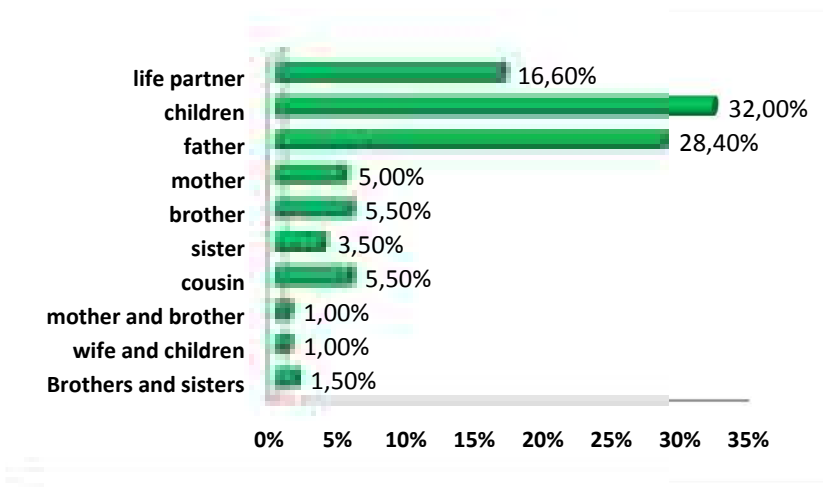


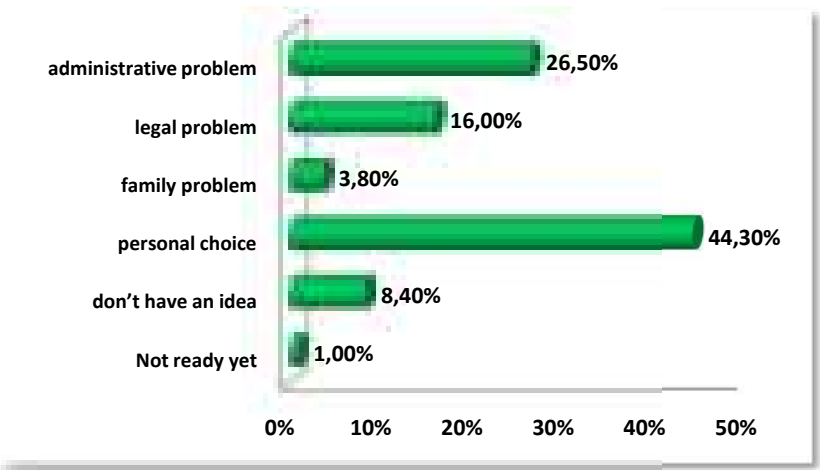
Figure11:the nature of the migrants' companions in Tunisia

Children born on Tunisian soil:

Acquiring citizenship:

While an important number of the migrants who conceived their children in Tunisia refuse to give them the Tunisian nationality, others see that the administrative and legal obstacles prevent their children from getting the Tunisian

citizenship. 78.6% of these children do not have access to their rights as Tunisian citizens.



***Figure12:**the obstacles that prevent migrants who are born in Tunisia from being nationals*

In addition to administrative obstacles, migrants consider that their children are denied access to services because of racial discrimination.



***Figure13:** the obstacles that prevent migrants who are born in Tunisia from being nationals according to the migrants themselves*

II. Education and higher education

Most interviewees confirmed that they pursued their education in Tunisia. According to the outcomes of the study, 37.4% were not allowed to attend school.

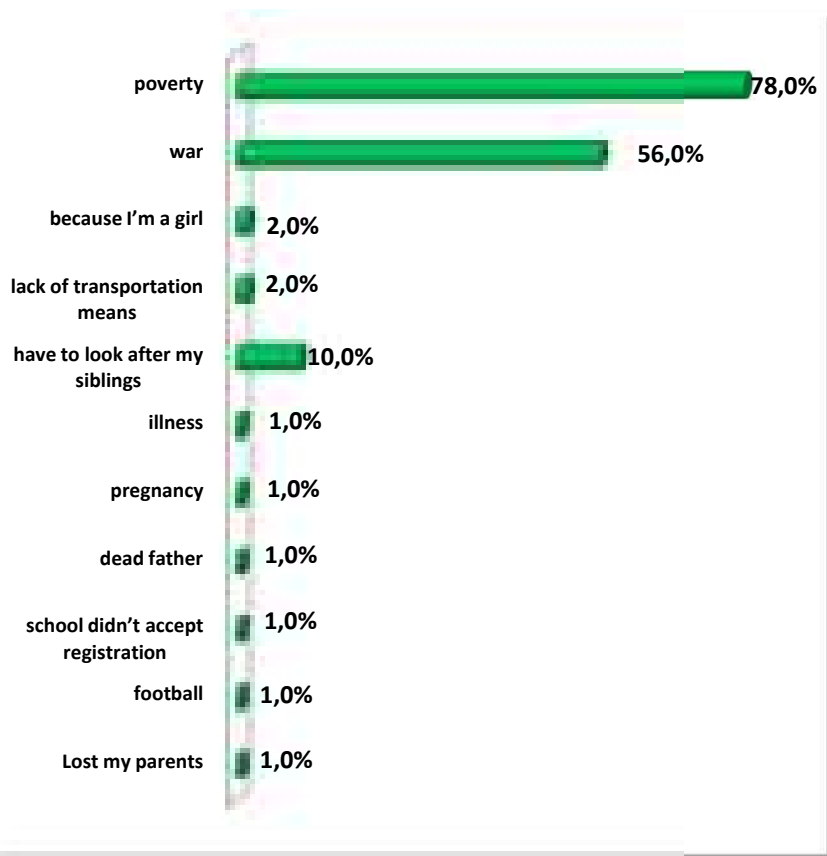


Figure14: the reasons that led migrants to drop out of school in their countries of origin

The education level of all individuals of the sample:

Most of these migrants are qualified; more of 50% of them have a university degree.

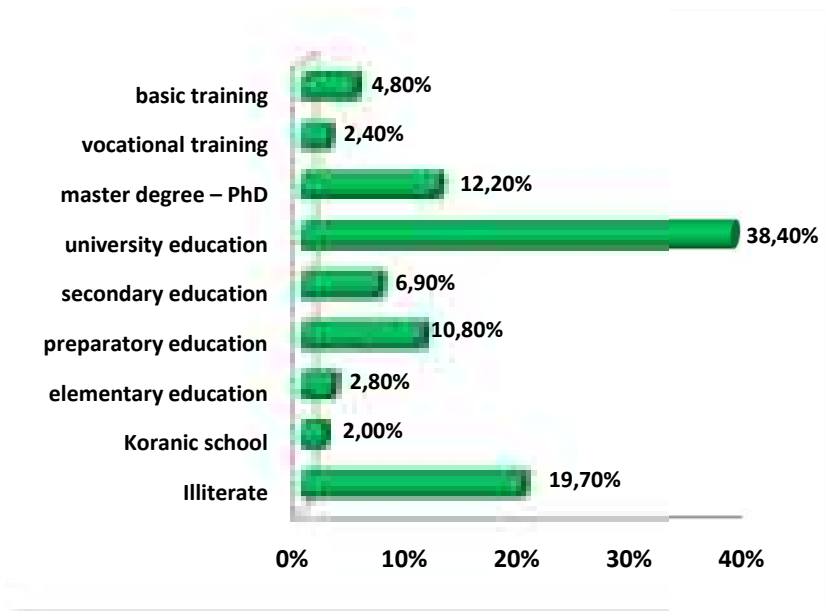


Figure15: the education level of the sample of migrants

Source of the scientific diploma:

A large group of migrants (97.1%) belong to the upper social class and got their university degree in their country of origin or started their higher education there and pursued it in Tunisia where they decided to settle after finishing their education. A few others had their university education in some neighboring

countries (Guinea 0.7% and Cameroon 0.7%) or in a foreign country, such as France (1.5%).

Fields of specialties:

Most of the university students coming from sub-Saharan countries and seeking to pursue their higher education in Tunisia are attracted by scientific specialties, essentially management and accounting with a rate of 21.10%, followed by IT (information technology) with a rate of 14.70% and engineering with a rate of 13.50%.

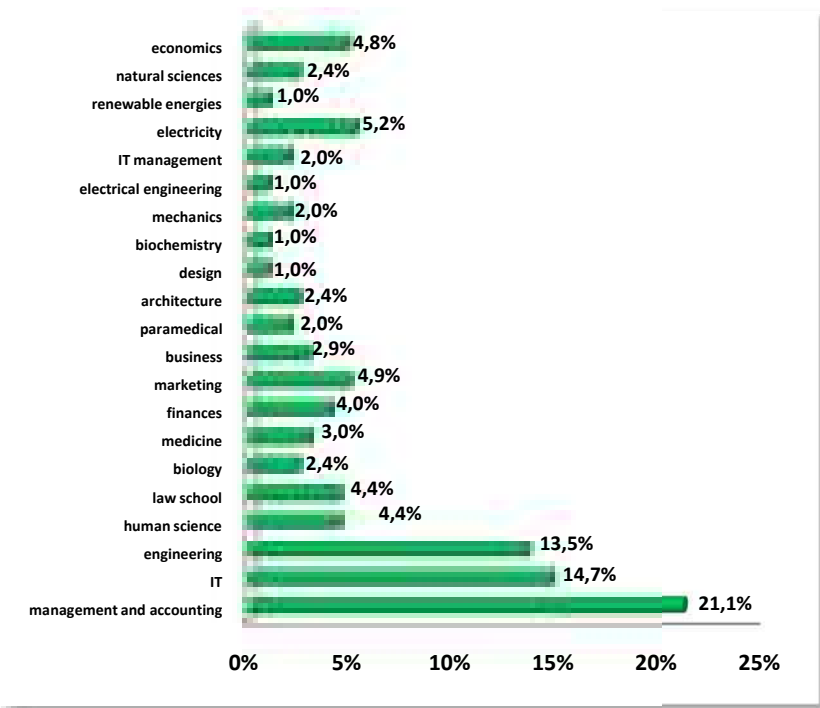


Figure16: the scientific specialties of the sample of migrants

Additional vocational training in Tunisia:

While 53.8% of the sample's individuals consider that their scientific and professional qualifications empower them to access the employment market and to enhance their economic situation, 13.2% of them do not think that these qualifications are sufficient. In order to have better opportunities to get a permanent job, many migrants enroll in additional vocational training courses to enter the job market. 17.6% of the active labor force pursued an additional vocational training in Tunisia in various specialties, such as heavy-duty mechanics, transportation and logistics, data processing, hair and makeup, marketing, communication, international trade, pharmacy, electricity, design, business and culinary classes.

Scientific Degree:

It shows that Tunisian is applying very stringent standards in terms of approving foreign scientific degrees. 7% of sub-Saharan migrants have degrees that are not approved by the Tunisian state, while 48% of them are unaware of their degrees' approvability.

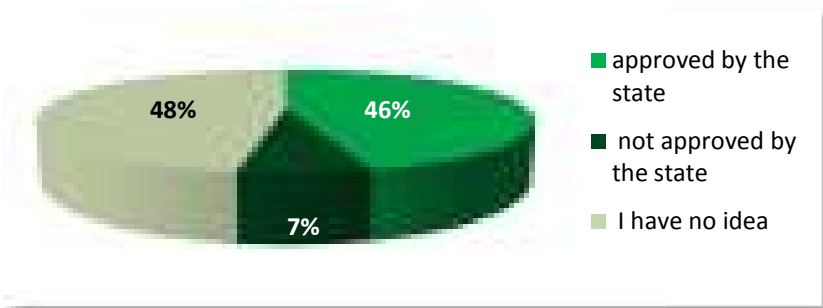


Figure17: the nature of the scientific diplomas of the migrants

III. Experience of migrants in their countries of origin:

Economic situation of migrants in their countries of origin:

The economic development in Africa does not necessarily imply a decrease of the poverty rates or a creation of new sustainable job opportunities. Only 10% of the interviewees have a good economic situation, 61% of them have middle income economic status, while 29% consider that their situation in their country of origin is really bad. The difficulties of getting a job that can provide stability in the country of origin explain this fragile economic situation. 66.8% of the sample's individuals could not find a job in their country of origin, while 33.2% of them entered the job market of their local community, but could only get precarious and temporary jobs in restaurants, gardening, driving, heavy-duty mechanicselectricitycouture, IT, also as insurance or accounting agents, hair dressers, communication agents, trainers, football players, mechanics, maids, nannies and other precarious workers

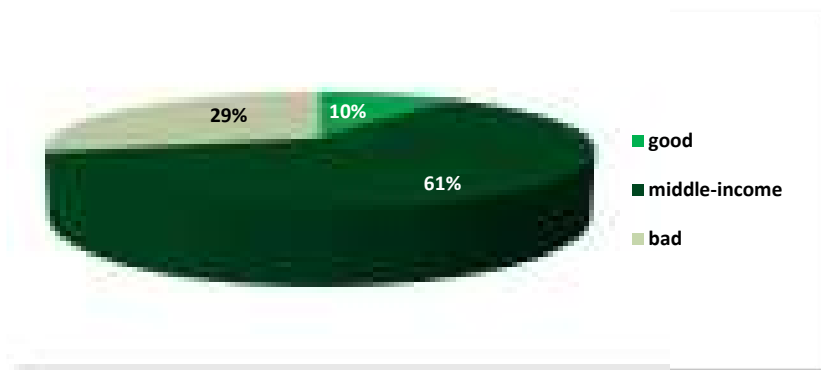


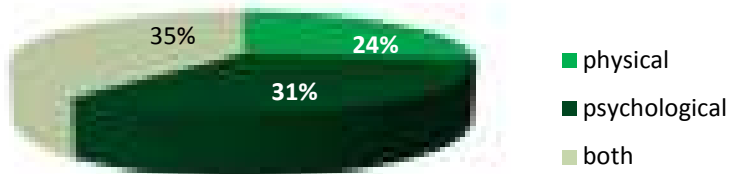
Figure18: the economic situation of the interviewed migrants in their country of origin

Family Respect:

Despite their difficult economic situation and their social instability, most of the interviewed migrants (95.5%) are respected by their families, while 4.5% of them are treated badly.

Exposure to violence or torture in the country of origin:

According to this study, 10.1% of the sample of individuals interviewed confirmed that they experienced different forms of violence, which caused them psychological and physical damages. 17.7% of them are still suffering the repercussions of these attacks.



***Figure19:** the type of violence exerted on the migrants in their countries of origin*

Causes of violence

According to collected data, 41.80% of the migrants experienced violence due to political orientations which is the most common cause of violence. Domestic violence comes second with 32.90%, followed by criminal violence with 11.40% and economic violence. Forcing people to join war battles is also a cause of violence, since many migrants were forced to fight in wars in their countries of origin. Violence occurs too due to sexual orientations or with relation to the work environment.

It should be noted that there are sexual minorities among the migrants who fled their countries for fear of being prosecuted.

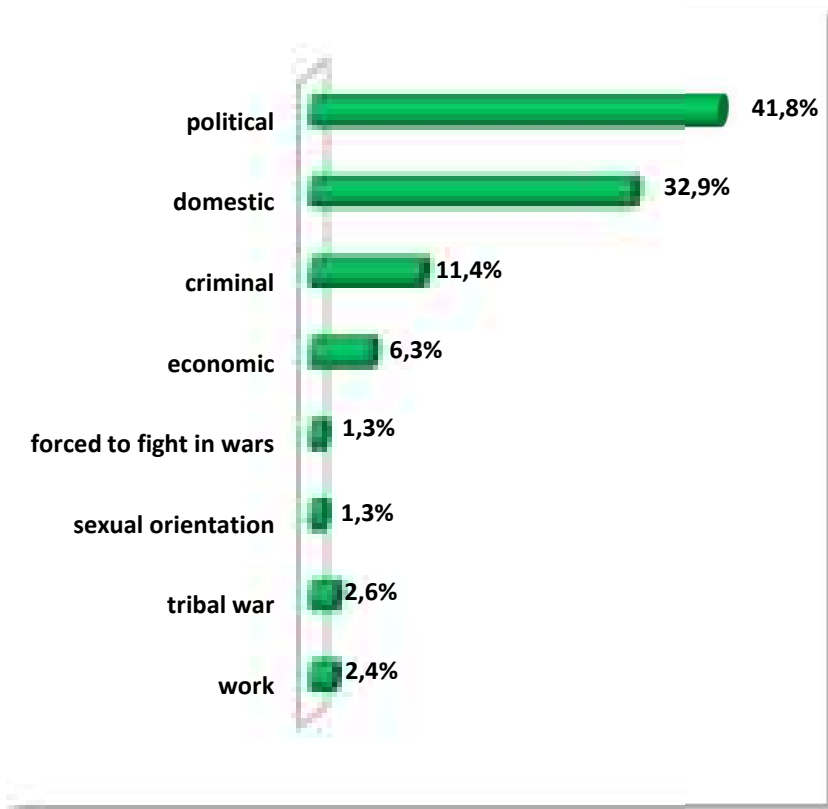


Figure20: the nature of violence exerted on the migrants in their countries of origin

Losing a family member:

Political instability and wars that swept the majority of sub-Saharan countries have a really high humanitarian cost. 18% of the interviewed migrants lost a member of their family, while 11% of them were separated from their loved ones.

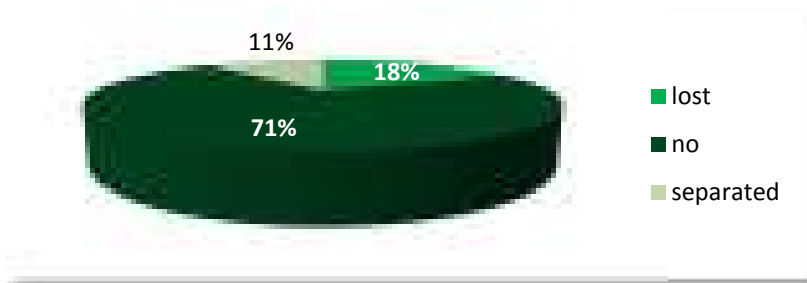


Figure21: Reasons of the loved-ones' absence

Causes of losing a family member:

Due to the weak health infrastructure and the proliferation of diseases and epidemics in sub-Saharan countries, illnesses and medical negligence are the main causes of death with a 62.80% rate, followed by war injuries. 31.2% of the interviewed migrants lost a member of their families because of the war or violence and revenge acts.

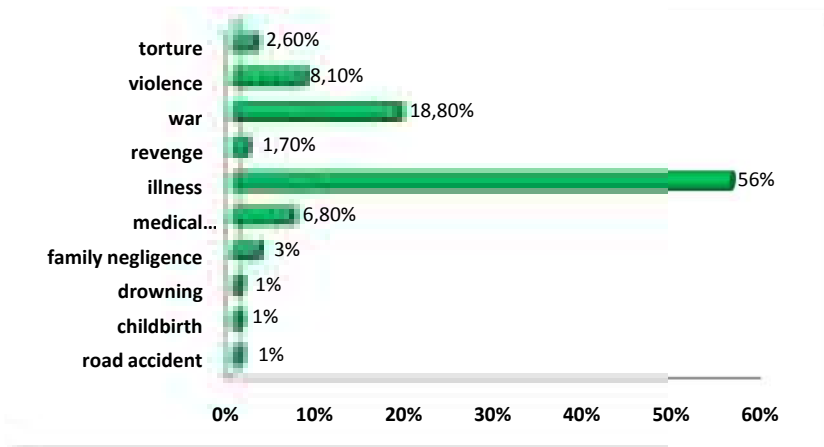


Figure22: Reasons of the loved-ones' absence

IV. Motives and experience of migration

First year of arrival in Tunisia:

Most of the interviewed migrants arrived recently in Tunisia, generally between 2014 and 2018. After years of popular protests following the revolution, the situation in Tunisia has stabilized since 2014, when the first legislative and presidential elections took place. 79% of the interviewed migrants arrived in Tunisia between 2014 and 2018, which means that political stability in Tunisia in the recent last years and the chaos in Libya (the traditional sub-Saharan migration and transit country) played a major role in transforming Tunisia into a one of the main destination countries for people fleeing wars and battles and a host country for the new waves of sub-Saharan migratory flows.

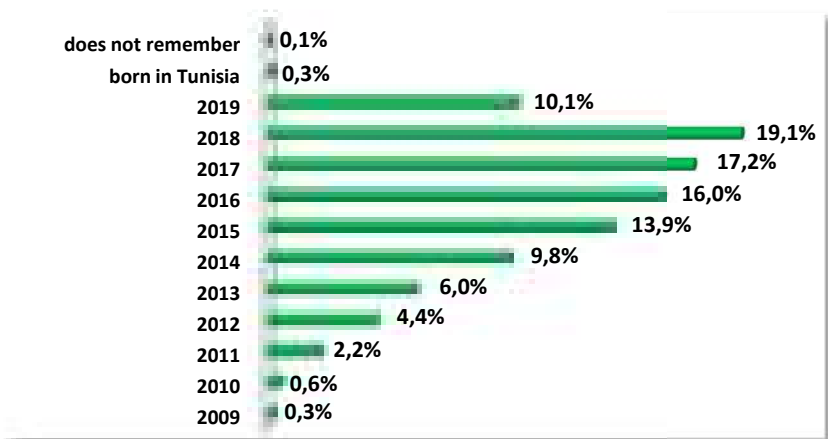


Figure23: date of the migrants' arrival in Tunisia

Reasons for migration:

The main reasons for migration fall into five categories: pursuing studies, looking for job opportunities, gaining money, security reasons or joining relatives or friends. According to the study's outcome, about half of the interviewees (47%) have come to Tunisia to pursue their higher education. Studies play a major role in renewing and creating new migratory flows. Besides, while joining a family member is no longer classified as an important reason, people became more motivated to migrate in order to develop their individual life standard and economic situation.

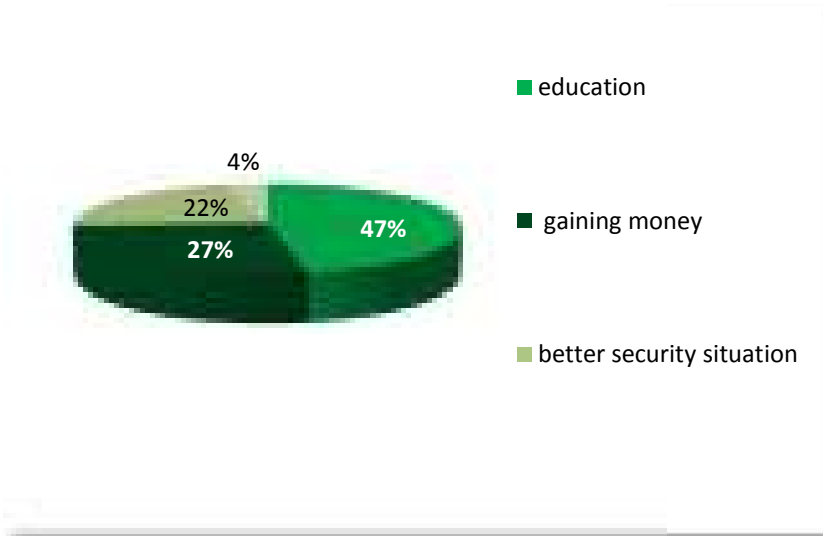


Figure24: the reasons of the migrants' arriving in Tunisia

Choosing Tunisia as a destination:

Many migrants (65%) chose Tunisia as a destination as soon as they decided to leave their countries of origin. Besides the fact that this choice is personal, many factors contribute in orienting sub-Saharan migrants towards Tunisia, such as the institutional factor, since entering to Tunisia does not require a visa. 34% of the interviewed migrants did not choose to come to Tunisia, but found themselves on its soil, after being rescued in the Mediterranean or intercepted while trying to cross to Europe, for example.

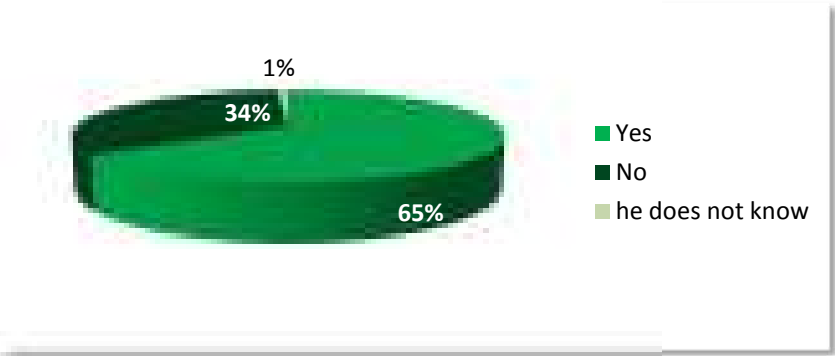


Figure25: The migrants' choice of Tunisia as a destination

Reasons of choosing Tunisia as a destination:

Generally, sub-Saharan migrants come to Tunisia because they failed to reach their aspirations in their countries of origin, with relation to sustainable living, higher education or any other hopes and goals. 43.70% of the interviewed migrants were

convinced by family and friends to migrate to Tunisia. Information available on websites and social networks about the living conditions in this country influenced the migrants and created a positive image of Tunisia, which made it an attractive destination. Besides, the study shows the importance of the economic aspect and the job market, since 32% of the interviewed migrants declared that they decided to travel to Tunisia with the hope of finding a job opportunity with better wages compared to what their countries of origin offer. Conversely, few migrants (2.30%) arrived to Tunisia with the aim to secretly cross to Europe. In general, Tunisia is considered as one of the best destinations for those fleeing the horrors of wars in Libya, whether to settle in or to wait for an opportunity to cross to Europe.

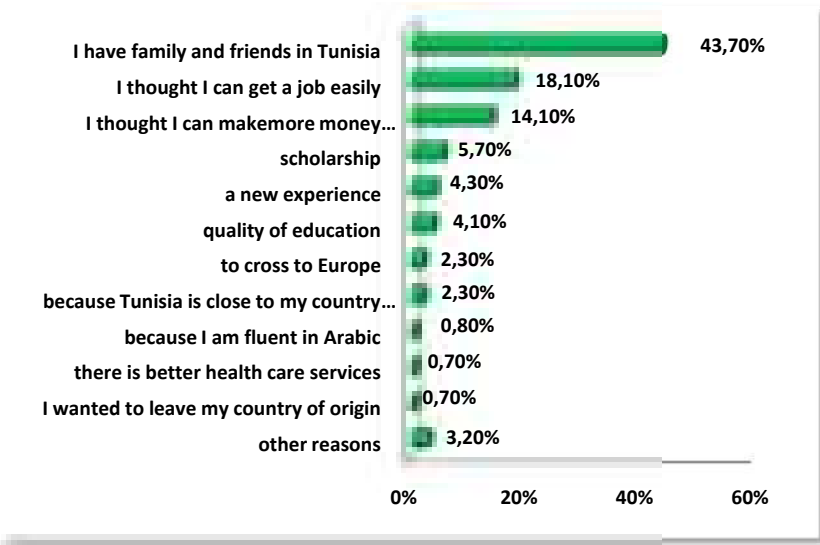


Figure26: The reasons of choosing Tunisia by the migrants

The harassment exerted by the governments on individuals in their countries of origin can be another reason for migration. 16.2% of the interviewed migrants had judicial problems related to restrictions on freedom of expression (74.10%) and to political orientations (16.30%). In general, the main reason of migration is related to the shortage of employment opportunities, poverty, social and political repression, and violence.

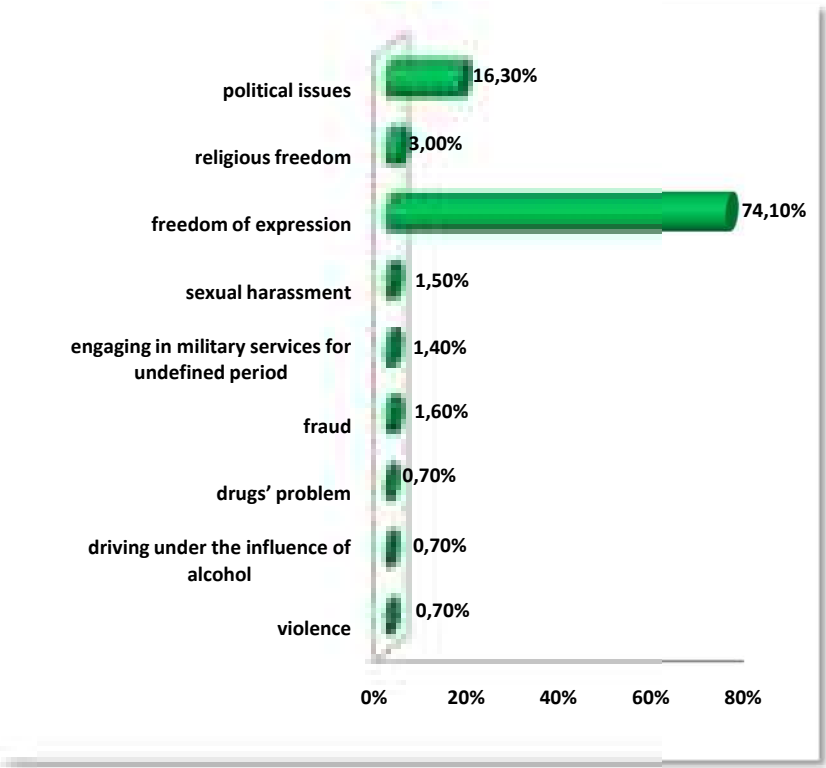


Figure27: The reasons that drove the migrants to quit their countries of origin

Illegal acts through the migration route to Tunisia:

During their journey towards Tunisia, many migrants were forced to commit unlawful acts. 9.5% of the interviewed migrants confessed that they were involved in drugtrafficking, 34.50% of them joined prostitution networks and 13.60% effectuated black market currency exchanges. In addition, many migrants joined terrorist groups (6.20%) and joined arms sales networks (4.90%). It should be mentioned that these crimes were committed by migrants during their past experiences of migration to Libya between 2015 and 2018. 27% of the interviewed migrants have already migrated to Libya before entering Tunisia.

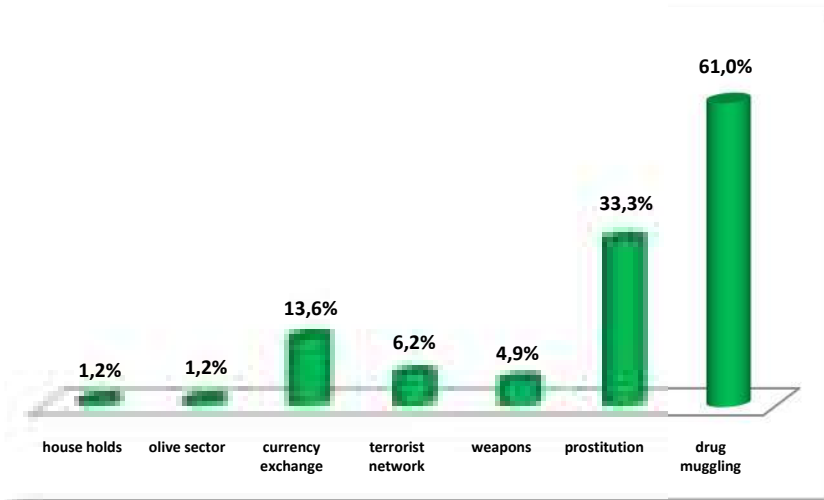


Figure28: *illegal acts committed by the migrants during themigration journeys*

The majority of the migrants consider that they were forced to commit these crimes because they were victims of blackmail (28%), fraud (16%) or misleading (8%). Others justify their unlawful acts by their hard economicsituation and poverty (27%).

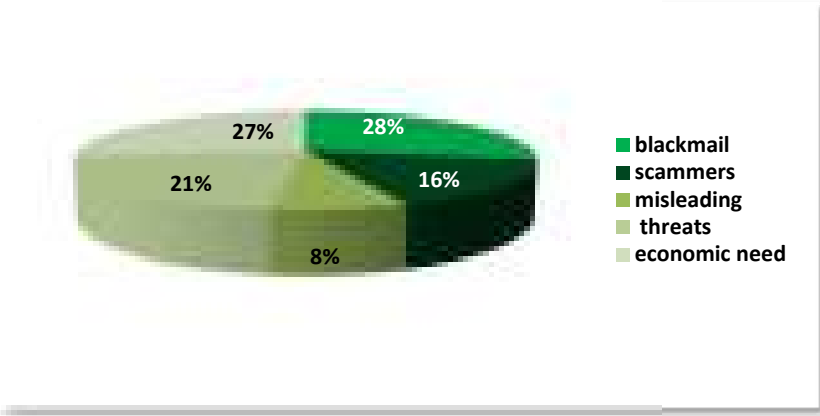


Figure29: the reason of committing illegal acts

How they entered Tunisia?

Two thirds of our sample (75%) entered Tunisia irregularly. Thanks to the facilitations of visa procedure for sub-Saharan population, the majority of the interviewed migrants came directly from their countries of origin to Tunisia. According to the study’s outcomes, only 2% of the migrants chose overland routes to migrate to Tunisia; 23% of them were rescued by Tunisian authorities from the Mediterranean waters after the drowning of their boats, while trying to cross to Europe. Many people succeed to cross borders whether regularly or

irregularly, while others were trapped in the road in countries they did not plan to settle, which give us a clear idea of how complex the phenomenon of migration is. These new migrations, their nature, their trajectories and their actors are part of the development of migration flows that emerged in the recent past years.

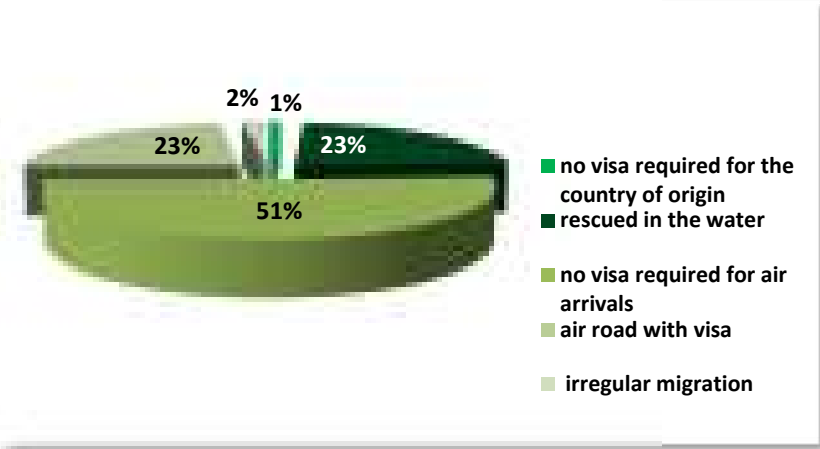


Figure30: the entering routes of the migrants

Migration through intermediaries and revitalization of migration networks:

Many migrants follow the example of their families and friends and even people they do not know, who have arrived to Tunisia before them and encouraged them to take the leap. 24.8% contacted an intermediary to come to Tunisia and 12% of them paid extra charges, besides of the travel cost, to cover the intermediary expenses (between 1000 and 3000 Tunisian

dinars). The emergence of the intermediaries' phenomenon and the creation of intermediaries' networks made transnational migration possible. The study also proved that the social actors who are responsible for human trafficking and who are playing the intermediaries' role come from different origins. Those who originate from the coast of ivory come first with 33%, followed by those from Congo with 14%, Libya 12%, Cameroon and Tunis with 9%, Angola and Chad with 5% and finally Egypt with 2%.

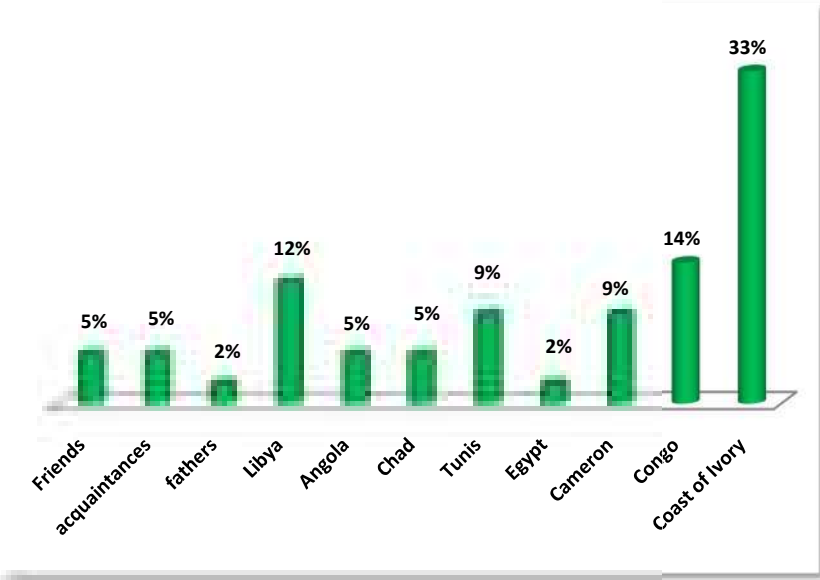


Figure31: the intermediaries' nationalities

Possession of passports:

Migrants are easy victims of human trafficking networks and especially those undocumented. 22.7% of the sample do not

have passports and most of them have lost their documents during the transit journey from Libya.

Migrant and accompaniment in the migration experience:

An important number of migrants travel in groups. 37.3 of the interviewed migrants arrived to Tunisia in groups, composed of 60 to 80 migrants from both genders. These migrants joined transit networks to cross to Europe, but found themselves instead in Tunisia. This experience can be perceived by these migrants as a transit station to collect the necessary information and resources (economic, social and symbolic) to get ready for the next step, which is crossing to Europe.

Getting a job contract before entering Tunisia:

According to the study, 6.9% of the interviewed migrants used fake contracts to enter the Tunisian borders. Most of these contracts were used by youth who hoped to join the sports field in Tunisia.

Losing a family member during the journey:

Crossing borders can be very dangerous. Many migrants died during their irregular migration journey. The rate of migrants who lost a member of their families reached 4.1%: victims include fathers, mothers, siblings, grandparents, husbands and wives, children, many members of the family or all of them,

aunts and friends. Mostly, victims were lost in Libya, which is also a main destination country chosen by many sub-Saharan migrants. The causes of death are diverse such as torture (17%), violence (28%), war (17%), illness (22%), medical negligence (8%), drowning (5%) and accidents (3%).

Many migrants have been subject to violence during their migration journey before arriving to the Tunisian borders. They experience physical and psychological violence and even sexual violence, especially women migrants. When they finally arrive to Tunisia, migrants in an irregular situation are looking for feeling safe above all and do not care about what will happen later in the host countries. Feeling safe would make all the dreams possible and that is when they can focus on achieving their goals.

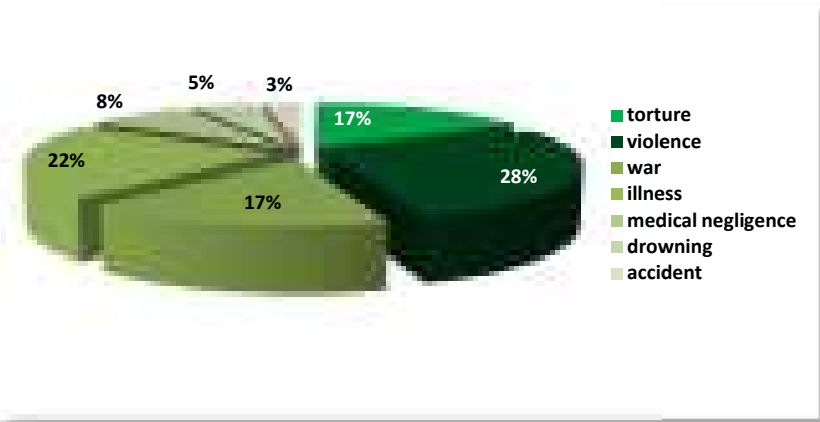


Figure32: the cause of death of some acquaintances during the migration journey

V.Connection of migrants with their countries of origin:

Returning to the country of origin:

Migrants are not attached to their countries of origin in general. 78% of the interviewed migrants did not visit their countries since they came to Tunisia, 11% visit their homelands monthly, 22% of them visit their country every month to every trimester and 4% visit their country every year.

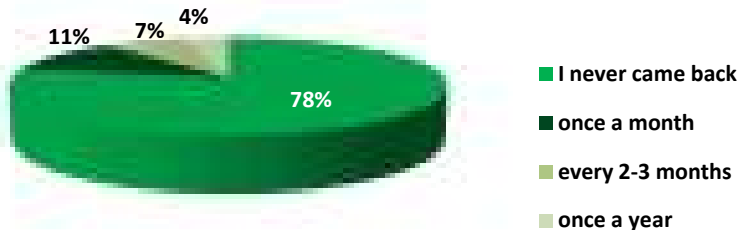


Figure33: the frequency of visiting the countries of origin

Reasons of not returning:

The main obstacles that confront the migrants is the high cost of travelling back to their countries of origin (44.80%), the

dangerous route and the persistence of war (44.80%), the short leave period and, finally, not being able to provide a necessary document to travel (12.60%).

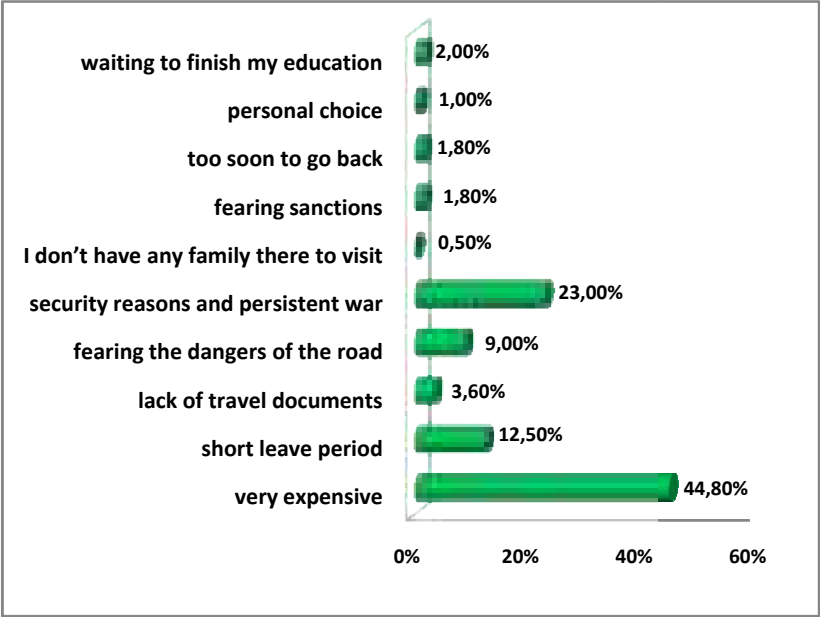


Figure34: the causes that prevent migrants from visiting their countries

Means of communicating with the family:

While migrants rarely visit their countries of origin, they keep in touch with their families using social networks. 77% of the interviewed migrants use social networks to contact their families; while 22% call by phone, since there is no Internet connection in the region where they live or because they don't own a Smartphone.

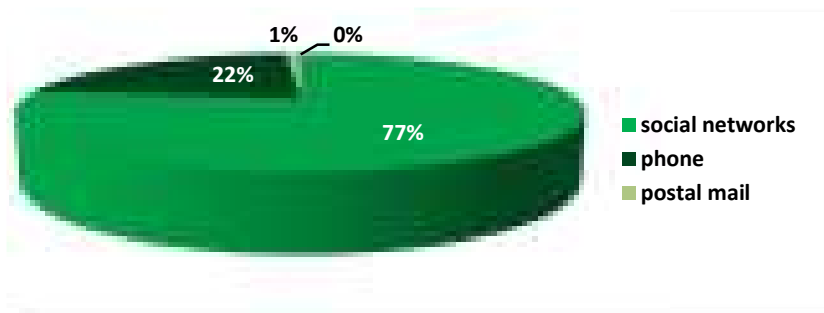


Figure35: means of communication used by the migrants in Tunisia to contact their families

Transferring money to the family:

According to the study's outcome, most of the migrants (83.7%) do not transfer any money to their country of origin. 6.60% of migrants transfer money on a regular basis to their families, while 4.60% only transfer money when they earn an extra income, 2.80% of them send money in special occasions and 6.60% when the family is having a financial crisis.

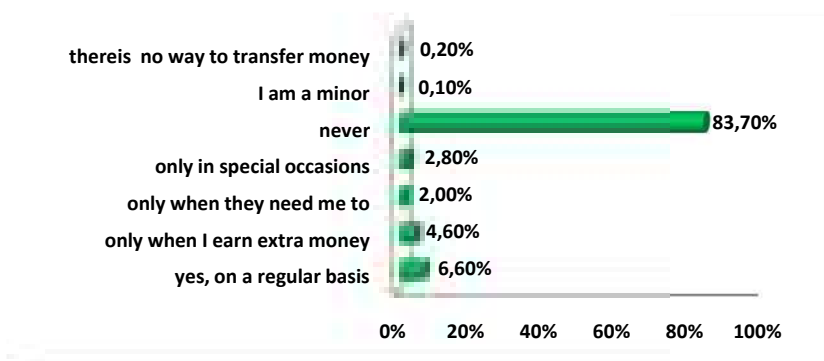


Figure36: Frequency of sending money to the family members in the country of origin

Money transfer channels:

The banking system in Tunisia is very strict, which led the migrants to resort to a parallel banking system. 60% of them are not allowed to open bank accounts, so they transfer their money to another migrant from their country of origin. On the other hand, many migrants who actually have bank accounts are making profits by providing these parallel banking services. They take a commission in exchange of transferring money for those who need the service. This practice is burdening an important number of migrants who are obliged to sacrifice big amounts of money to provide for their children in the country of origin and to protect them from the person who is taking care of them back there, and who would leave them to hunger and illness, if they do not receive money, even if they are a member of the family or a friend. The precarious economic situation of the children in the country of origins exposes the migrants to further risks of fraud and exploitation.

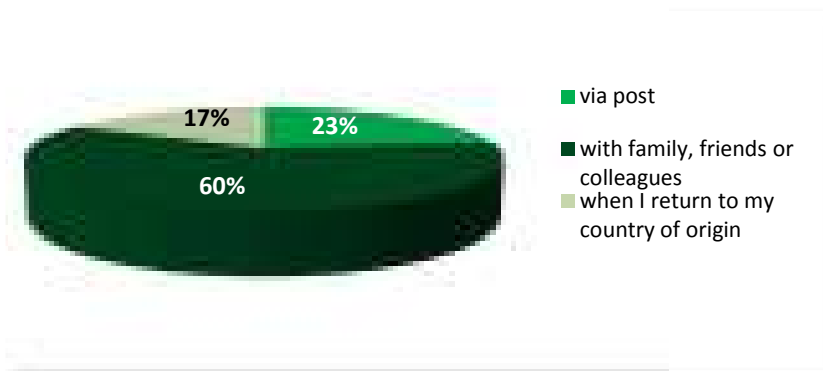


Figure37: channels of sending money from Tunisia to the countries of origin

VLLocal integration

Skills of migrants in spoken French

An important percentage of the sample's individuals (74%) are fluent in French language, while 4% of them only know the basics and 22% have no skills.

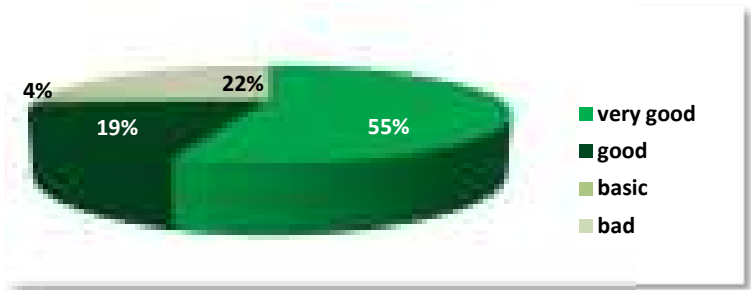


Figure38: Skills of migrants in spoken French

Skills of migrants in spoken English

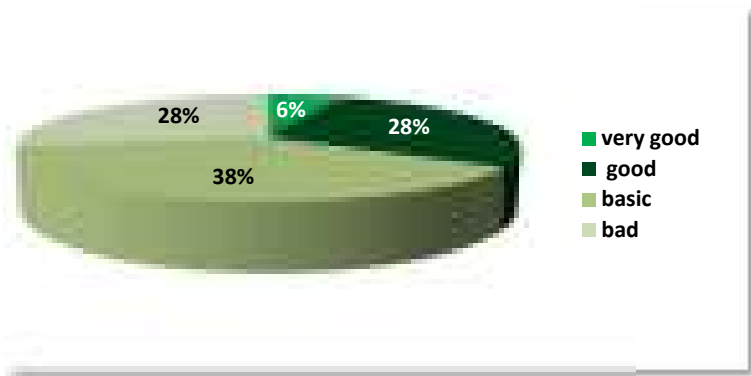


Figure39: Skills of migrants in spoken English

Skills of migrants in spoken Arabic:

21% of the interviewed migrants are fluent in Arabic, since it is the mother tongue of some countries of origin, namely Sudan. Sudanese migrants represent 12.50% of the studied sample. Migrants in general have really basic or no language skills with relation to the local language or the language of the transit country.

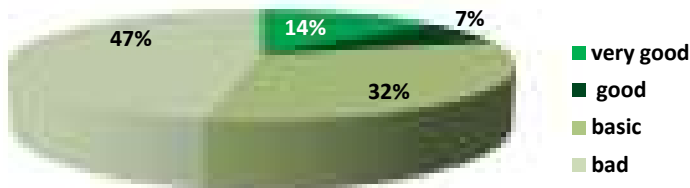


Figure40: Skills of migrants in spoken Arabic

Other languages mastered by migrants

Besides of the French, Arabic and English languages, the migrants are fluent in different local languages that they learned in their countries of origin (Amharic, Lingala, Moorish, Pampara, Dida, Piti...). Some migrants are also fluent in other foreign languages such as Italian, Chinese and Spanish.

Language obstacle in achieving local integration:

Most of the interviewed migrants (68%) who do not understand Arabic consider that language is the main barrier in achieving their integration in the Tunisian society. The migrants' ignorance of the host country's language consolidating their feelings of isolation and loneliness and makes their living conditions even harder.




Figure41: the rate of migrants who consider the Arabic language as the main obstacle in achieving local integration

The desire to learn a new language

Only 9.2% of the sample has taken language classes in Arabic, French, English or German. It is worthy to note that taking language classes was a personal decision in most cases.

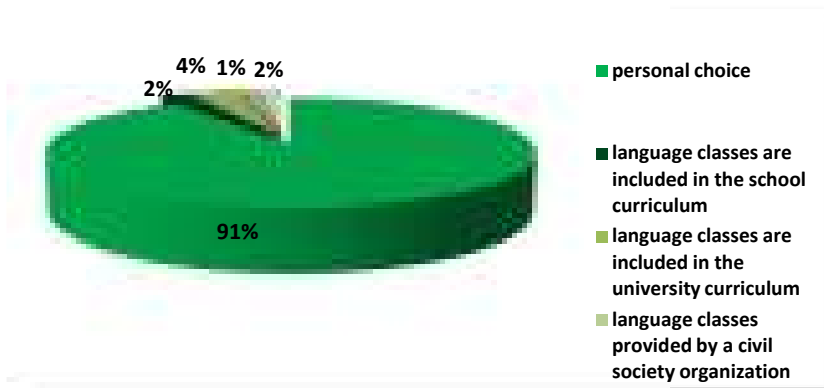


Figure42: the reasons why migrants' are learning other languages

Visiting entertainment venues in Tunisia

Most of the interviewed migrants (87.5%) do not face any problems or inconveniences in visiting entertainment venues in Tunisia. They visit all types of these places without exception.

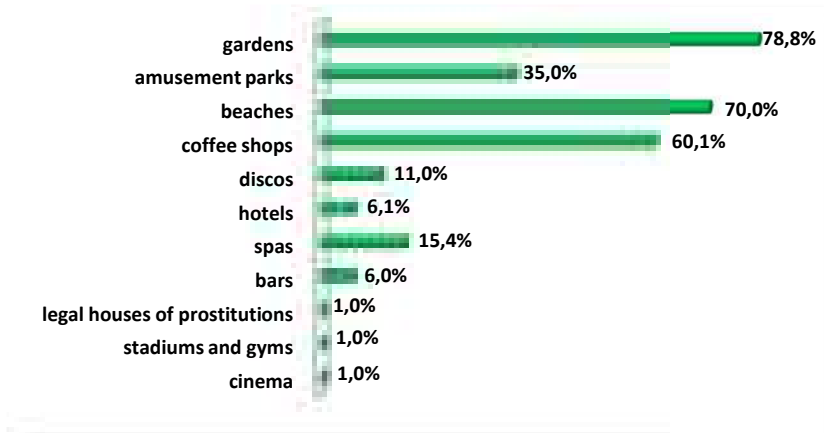


Figure43: the entertainment venues visited by the migrants in Tunisia

Visiting worship places in Tunisia:

84.2% of the migrants of the sample visit worship places on regular basis. This could be explained by the social education background of the migrants in their country of origin. Migrants who do not visit worship places explained that it is related to security reasons, to the lack of adequate worship institutions in the area where they live or to their lack of knowledge of the region.

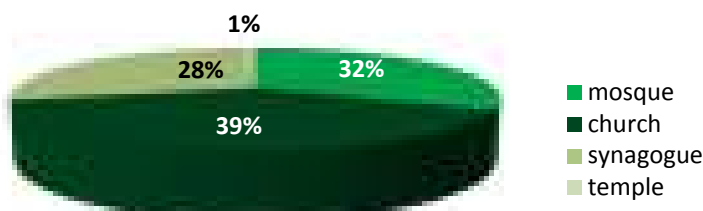


Figure44: the worship places visited by the migrants in Tunisia

Participating in social events organized by the migrants :

82.5 of the interviewed migrants participate in events organized by their compatriots. Cultural events come first with an 84.90% rate, followed by the activities that NGOs organize with 69.90%, then religious celebrations with 29.50% and national celebrations with 23.9%. Migrants also participate to a

lesser extent in childbirth ceremonies (12.90%), funerals (10.5%) and wedding ceremonies (5.20%). Abstinence from participation is only due to a personal choice.

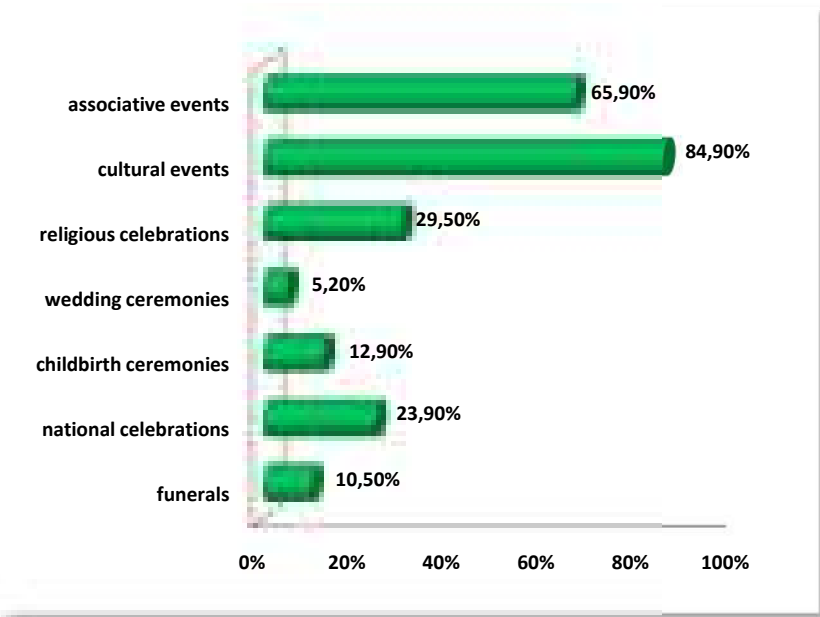


Figure45: Participating in social events organized by the migrants

Participating in events organized by local citizens:

57.6% of the interviewed migrants participate in events organized by Tunisians. Cultural events come first with 74.20%, followed by associative events (44.90%), religious events (43%), and national celebrations (20.50%). Migrants also participate to a lesser extent in wedding ceremonies

(9.60%), childbirth ceremonies (3.30%), funerals (2.10%) and birthday parties (1.60%). 42.4% of the interviewed migrants never attended local events, either because they do not understand Arabic or because they have never been invited.

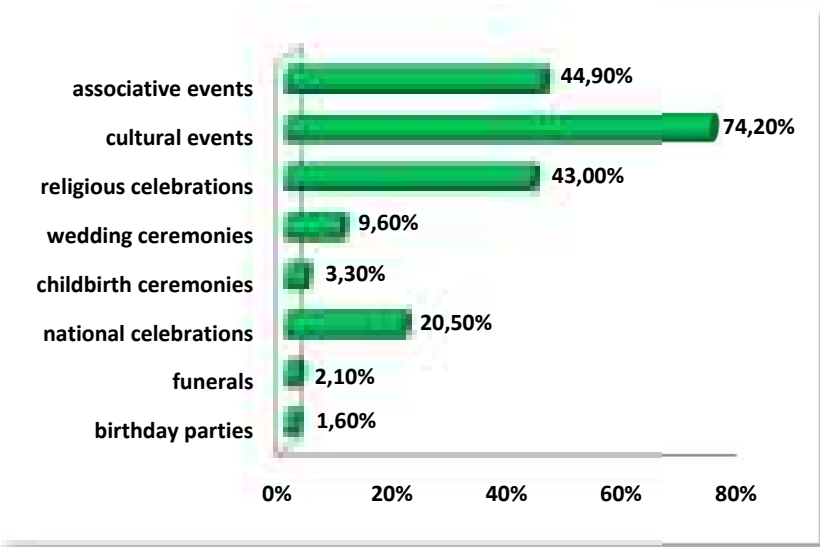


Figure46: Participating in social events organized by local citizens

Joining associations:

The study showed that migrants are mainly attracted by the associations founded by their compatriots in Tunisia. 21.6% of the interviewed migrants are members in the following associations: League of Students and Interns from Burkina Faso in Tunisia, Association of Active Ivoirians, Guinean Association, Catholic Red Cross of African Youth in Tunisia, Ivoirian League of Students and Interns in Tunisia.

Migrants’ movements within the Tunisian territory:

An important number of migrants (37%) make very limited movements within the Tunisian territory. They explain this mainly by police pursuits and racist attacks.

Migrants’ relationship with their compatriots in Tunisia:

55.10% of the sub-Saharan migrants rely on their compatriots living also in Tunisia and build really strong ties with them, considering them to be a reliable source of support, while 21.90% of them have superficial relations and 5.80% keep their contact limited with their compatriots.

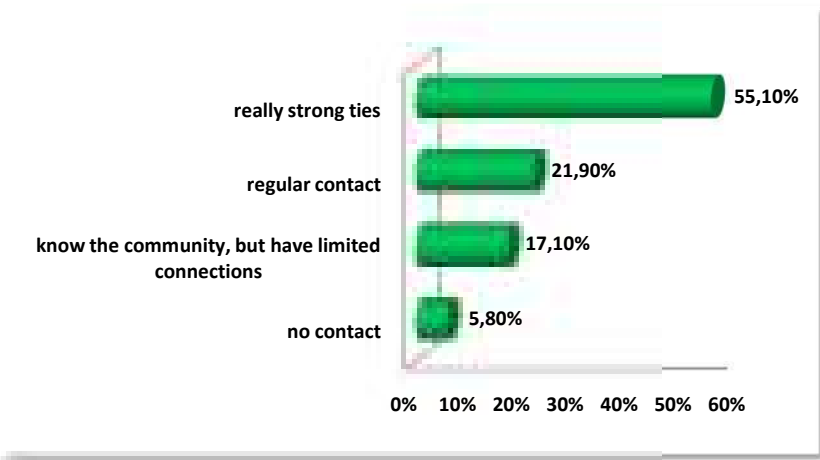


Figure47: Migrants’ relationship with their compatriots in Tunisia:

Integration in the Tunisian society:

An important number of the interviewed migrants consider that they integrated the local community. The integration rates can be classified as follows: 3% very as well integrated, 21% as well integrated, 66% average integration, 10% could not achieve local integration in the Tunisian society and consider that they are living on the margins of society.




Figure48:migrants' integration in the Tunisian society

Friendship between migrants and Tunisians:

Many migrants succeeded in building friendship with an important number of Tunisians: ordinary citizens from

different social categories (47%), university classmates (30%), work fellows (13%) and neighbors (47%). Few of them (3%) even became friends with their professors and members of associations and organizations they visit.

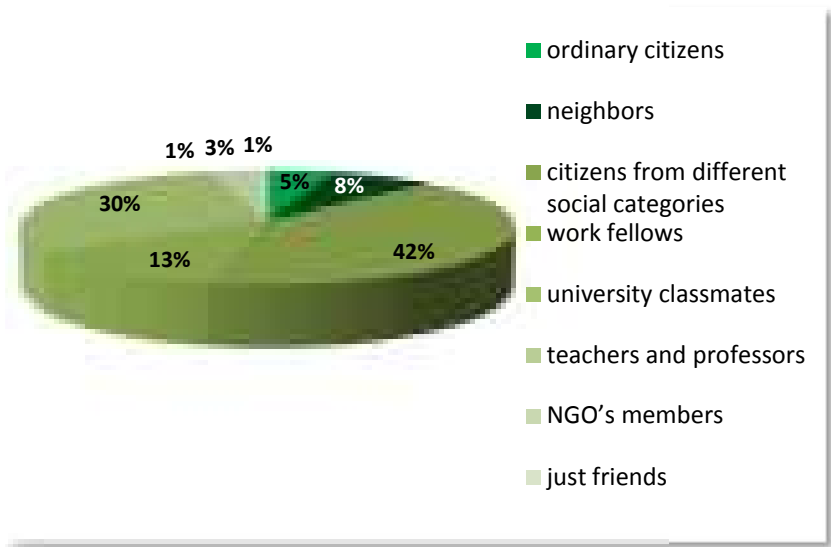


Figure49: Friendship between the migrants in Tunisia and citizens from different social categories

VII. Living conditions in Tunisia

Reception area at the entrance

All the regions of Tunisia host migrants coming from sub-Saharan countries, but there are some areas that are known for hosting migrants and which receive the biggest number of

them, such as the capital of Tunis (34%), Sfax (20.10%), Medenine (14.50%), Ariana (14.10%) and Sousse (12.30%). This destinations’ diversity is due to the specific personal goals of every migrant, the region’s location and the geographical affiliation of the stakeholders. 92% of the migrants confirmed that they are residing in these regions on a permanent basis.

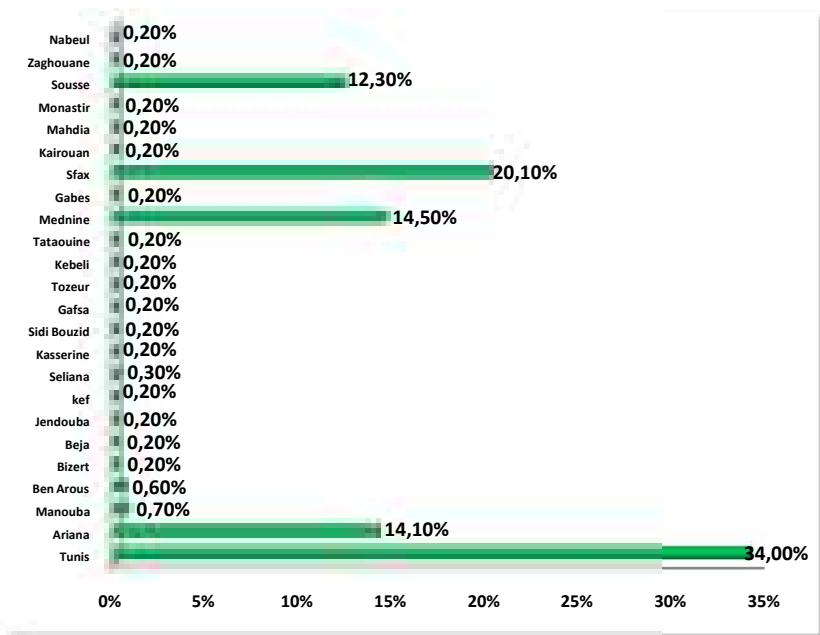


Figure50:Reception area at the entrance of Tunisia

Places of residence in Tunisia:

As they arrive to Tunisia, migrants reside in one these places: in a friend’s house, university dorm, Red Crescent housing in the South of Tunisia or one of the other migrants’ housings managed by the UNHCR or the IOM.

Type of residence:

77% of the interviewed migrants share a house with other people, while 10% of them live in the accommodation centers managed by international organizations and the Red Crescent. The other forms of residence are: 6% live in individual private houses, 4% live in family houses, 2% live in the workplace and 1% of them are homeless.

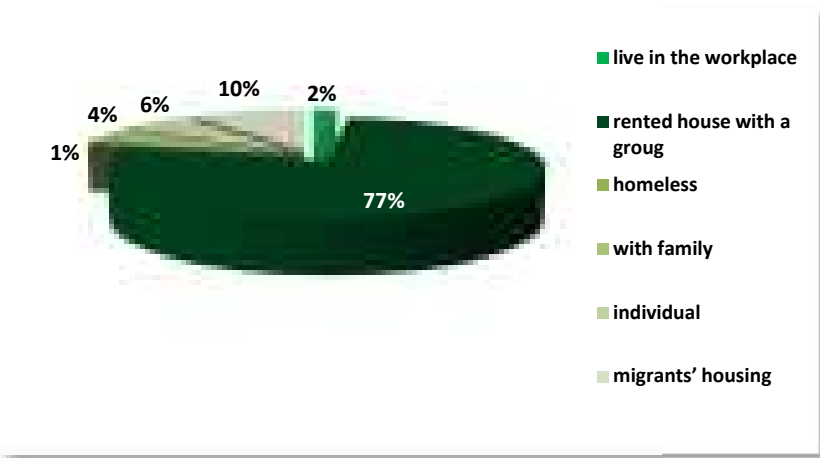


Figure51: Types of migrants' residences in Tunisia

Nature of the migrants' cohabitants:

Most of the migrants live in groups and they rarely live alone.

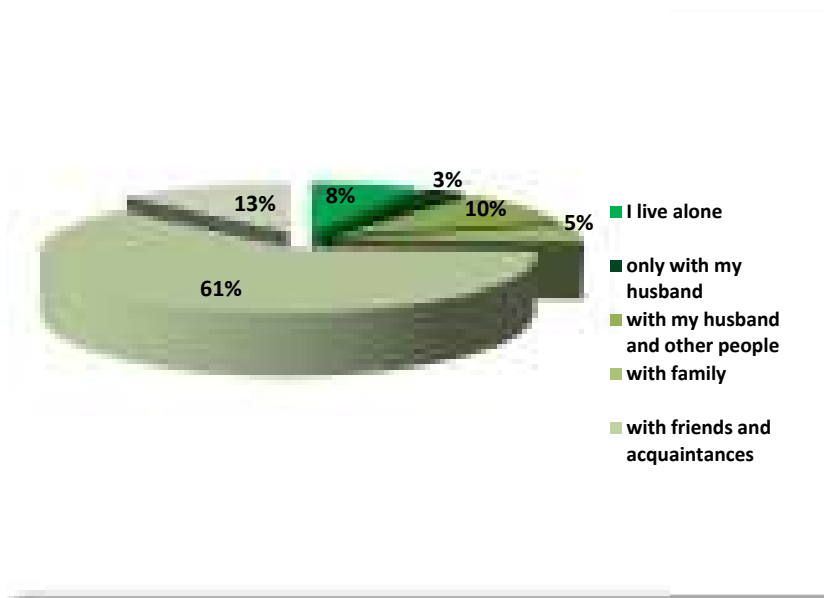


Figure52: Nature of the migrants' cohabitants

Nature of cohabitants:

85% of the migrants share a house with their compatriots. Migrants coming from Libya, who represent 14%, live in the same house with other migrants from different nationalities and 1% of the migrants live with Tunisians. 48% of the interviewed migrants explained the need of group residence by the difficulties in finding a house to rent in Tunisia, while others explained it by their hard financial or legal situation. It should be noted that 90.20% of migrants who live in groups are satisfied and comfortable, whereas those who live in the organizations' housing expressed their discontent, especially

that their cohabiters come from very various origins and have different cultures.

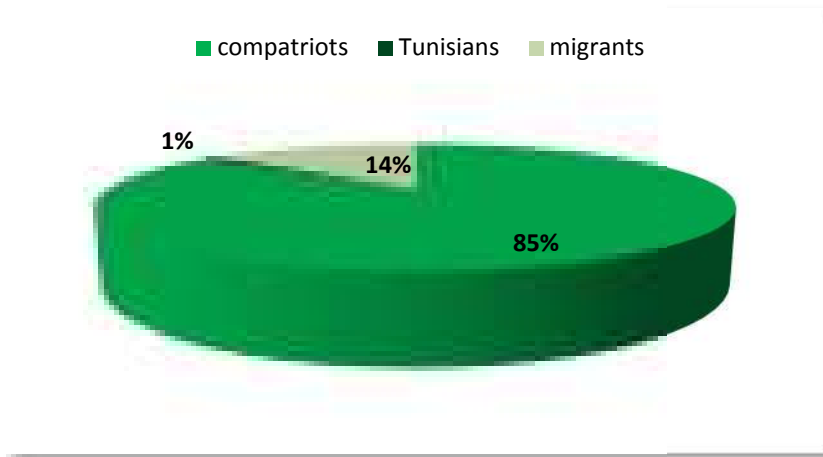


Figure53:the origins of the migrants' cohabitants

Luxuries and entertainment means

According to the study, only 2.5% of the migrants who live in Tunisia own a car; the same rate of migrants have bank accounts. On the other hand, most of them own cell phones (95.8%) and have internet connection (74.3%), while only 50.1% have televisions.

Hospitality of the Tunisian society:

According to the outcomes of the study, 41% of the interviewed migrants were well received by the Tunisian society, while

13% think that they were normally received. On the other hand, 40% of the migrants considered that they were not accepted and they were badly received.

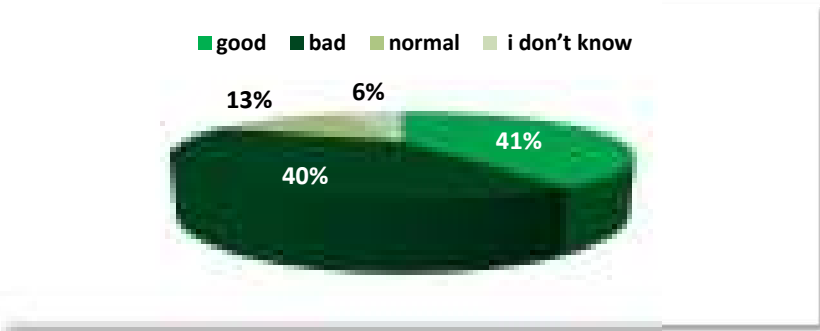


Figure54: Hospitality of the Tunisian society

Migrants’ daily life in Tunisia:

80% of the migrants assess their living conditions in Tunisia as average; only 8% of them confirmed that their living situation is good, while 12% of them consider that their living conditions are bad.

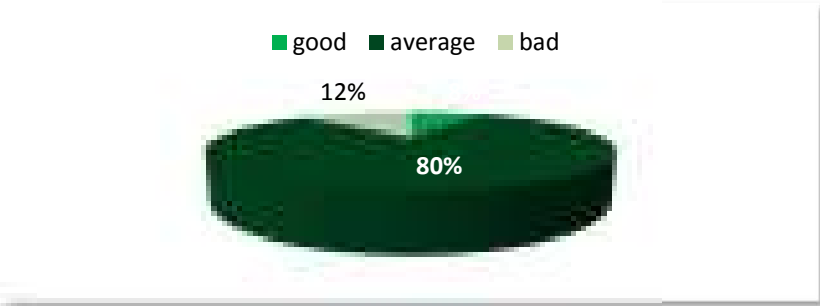


Figure55: the migrants’ living standards in Tunisia

Feeling safe in Tunisia:

65% of the interviewed migrants declared that they feel safe in Tunisia, while 10% do not always feel safe and 25% of them feel in danger and threatened all the time.

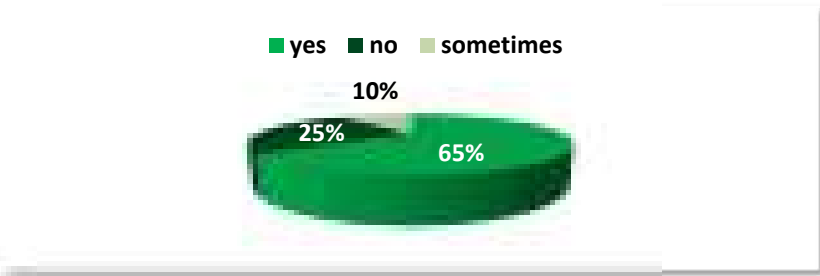


Figure56: the migrants' feeling of safety in Tunisia

Are Tunisians racist?

61% of the sub-Saharan migrants living in Tunisia judge Tunisians as racist, while 13% of them do not think they are.

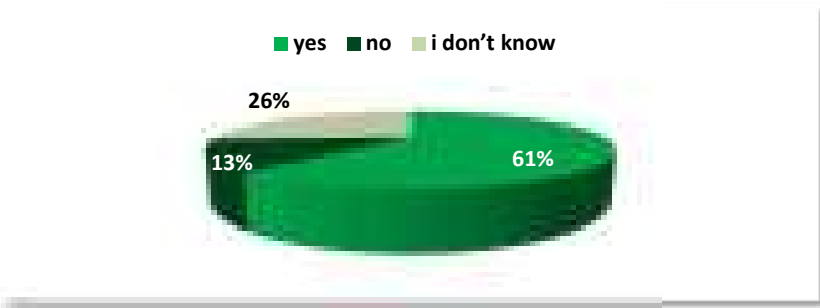


Figure57: the migrants' perception of Tunisians as racist

Racial discrimination in Tunisia

51.1% of the interviewed migrants have been subjected to racist attacks exerted by Tunisians. Racial discrimination took the following forms: insults (89.60%), physical violence (33.90%), fraud (29.60%), violations (22.90%), blackmail (7.80%), during childbirth (5.80%) and disrespect (4%) .

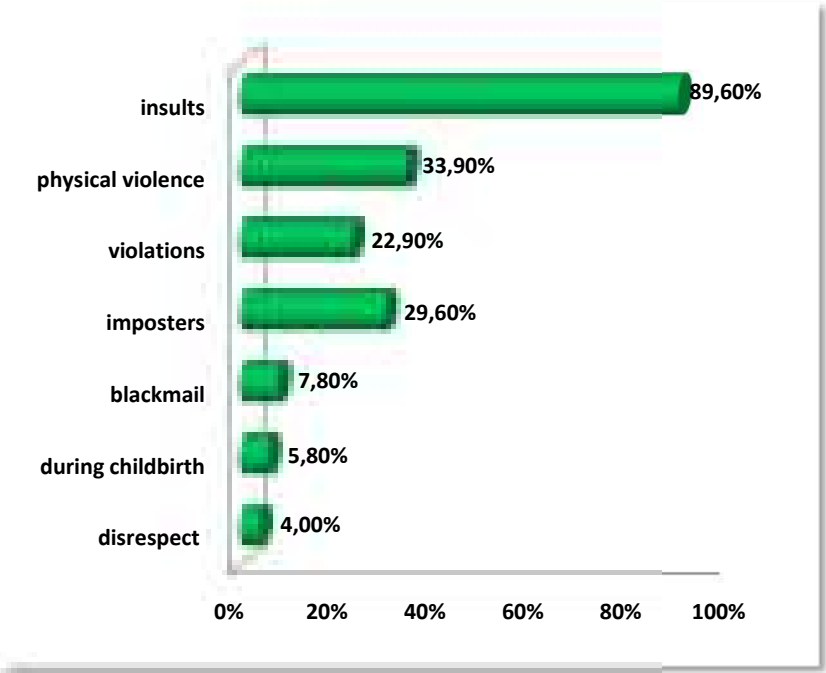


Figure58: Racial acts experienced by the migrants in Tunisia

Category of people who exerted discriminative acts on migrants:

The violence acts against migrants fall into two categories: individual violence acts exerted by ordinary citizens (87.20%), taxi drivers (56.80%), commercial shop owners (3%) and institutional violence in police officers (9.60%), reception centers (6.60%), private institutions (5.50%), employers (5%) and employees (4.60%).

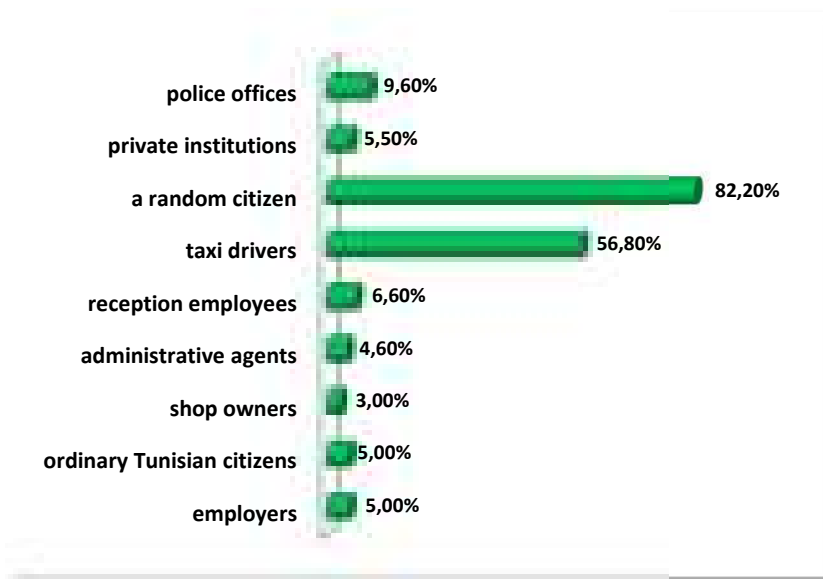


Figure59: Category of people who exerted discriminative acts on migrants

Places where migrants were attacked:

Mostly, migrants were attacked in public places. Racial discrimination is exerted in streets (92.80%), shopping centers (25%), entertainment venues (18%), hospitals (6.50%), universities (5.50%), NGOs’ offices (3.30%) and private doctors’ practices (1%). The outcomes of the study also showed that 10.5% of the interviewed migrants have reacted to these acts of violence and pressed charges. When we asked them about the court’s decision they stated that the cases are not resolved yet. According to the collected data, migrants do not rely on the police to help them face discrimination. In this context, it can be said that authorities do not guarantee the rights of individuals, which means that they are unable to manage social tensions.

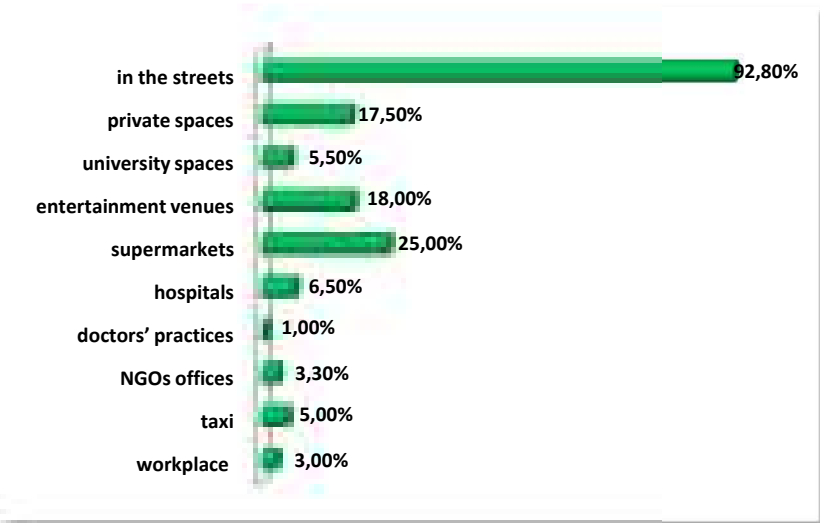


Figure60:Places where migrants were attacked

Encouraging compatriots to migrate to Tunisia:

Only 34% of the interviewed migrants consider that Tunisia is a good destination and recommend it to their compatriots, while 59% of them do not consider it as good and would not recommend living in Tunisia.

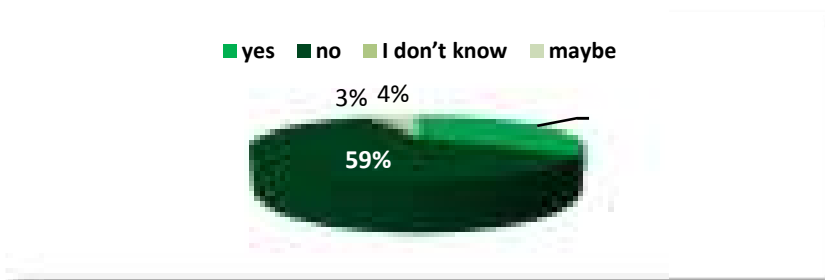


Figure61: Encouraging compatriots to migrate to Tunisia

The most precarious sides of the migrants' life:

Sub-Saharan migrants living in Tunisia suffer from deprivation and precariousness in several domains. 31% of them cited that the precarious work conditions is further weakening their situation, 28% of them think that their irregular situation is the cause of their fragile situation, 15 of them suffer from isolation, 14% of them complain about the difficult access to health care services, 8% of them consider that the bad residence conditions is further weakening their situation and 4% think that the Tunisian mentality of exclusion is causing their suffering.

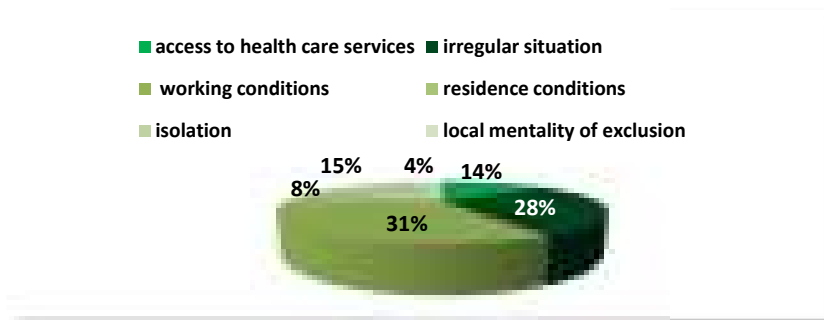


Figure62: the situations that cause further uneasiness to migrants

Institutions and individuals who provide help to the migrants in Tunisia:

According to the study, sub-Saharan migrants rely mainly on their compatriots living in Tunisia. They also rely on their families, on civil society organizations (37.50%), on Tunisian citizens (35%) and on the embassies of their countries of origin in Tunisia (14.20%).

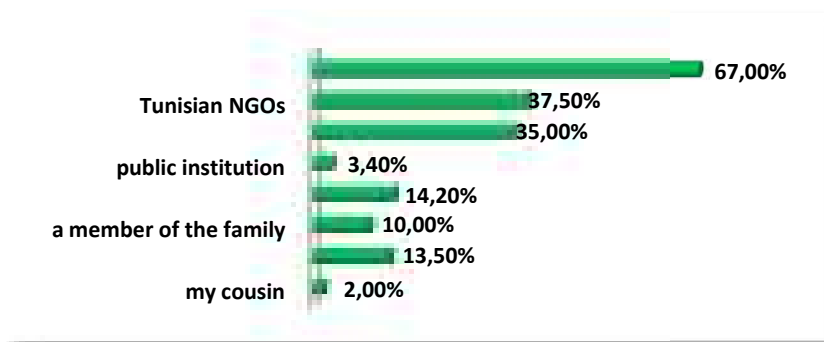


Figure63: parties who provide help to the migrants in Tunisia

VIII. The migrants' working conditions in Tunisia:

In general, migrants receive only irregular working opportunities, and that is how they usually find themselves in legal and social precarious situations and end up by being exploited by their employers in different fields. The presence of migrants in an irregular situation costs the state almost nothing; that is how reality is reflected as if these people were given a chance to be integrated into society.

The economic activity of Tunisia depends largely on the sector of services, which represent more than 50% of the citizens' income and employment sources. Migrants in an irregular situation usually find working opportunities in specific fields of the local economy, such as restaurants (34%), housekeeping (21%), construction (20%) and craftwork (18%). Other sectors also attract low proportions of the migrants' workforce, such as managers and executives (3%), security (2%), gardening and farming activities (2%). Sub-Saharan migrants are highly attracted by these fields because of their low educational level.

The outcomes of this study prove that migration has not necessarily improved the situation of the migrants, since 73.40% of them are doing the same work they did back in their countries of origin.

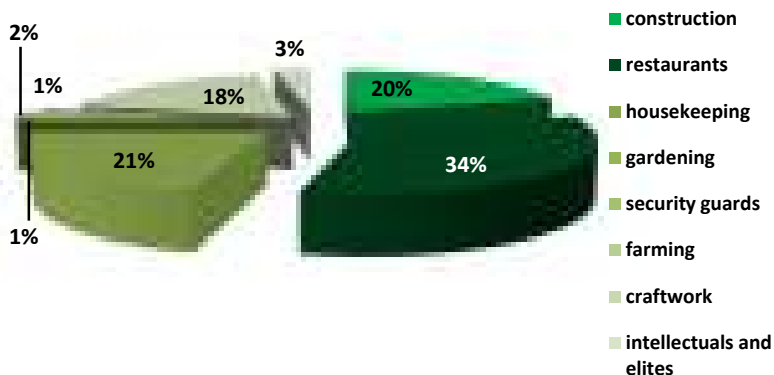


Figure64: working sectors that attract migrant labor force in Tunisia

The means of seeking employment

In order to get a job, migrants usually resource to three main channels: they ask help from their friends and family who they consider as their main support providers (78%), they place an advertisement on social networks (12%) or they seek help from NGOs (10%), especially from the UNHCR, which always provides help and support for migrants and which grants refugee cards for some of them.




Figure65: intermediaries contacted by the migrants to get jobs in Tunisia

Contractual modalities for migrants

Although migrants do sign working contracts, their professional activities are generally unstructured and precarious. The study showed that 55% of the interviewed migrants have signed indefinite term contracts, while 38% have signed fixed-term contracts. Only 7% of the interviewed migrants are working without any contracts. These contractual forms explain why the migrants do not often change their working place. Most of them confirmed that they stay in the same job for a period that varies between two and four years.

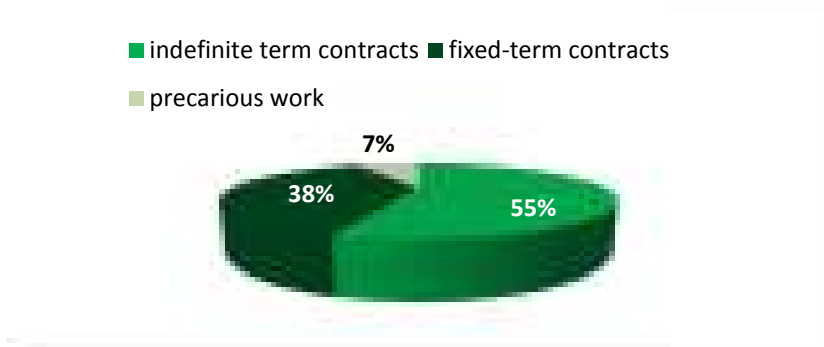


Figure66: Contractual modalities for migrants

Correspondence between qualifications and work

The study shows that 82.60% of the migrants work in jobs that correspond to their qualifications, while 10.30% of them consider themselves overqualified for the jobs that they carry out.

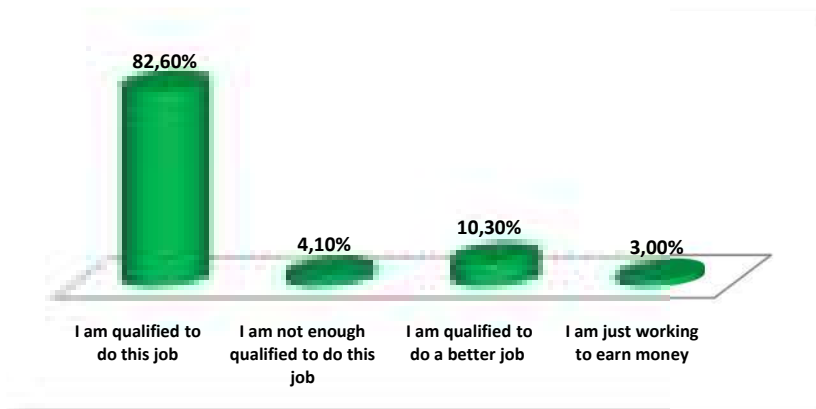


Figure67: Correspondence between the qualifications of migrants and the work they do

Working conditions of the migrants in Tunisia:

Regarding the situation of sub-Saharan migrants in Tunisia, the study shows that the stability of foreign workers in Tunisia is dependent on updating the legal jurisdiction that has been in place since the 1960s, not to mention that professional activity of migrants is precarious and unstructured, exposing them to many forms of exploitation. The survey's results show that 54.20% of the migrants find the working conditions to be moderately acceptable, while 35.10% find conditions bad, as they work 10 to 12 hours a day. 84.5% of the migrants were aware of the conditions before starting to work, but the employer did not respect said agreement. 50.9% of the migrants confirmed that the conditions of their work do not correspond to what they had agreed to.

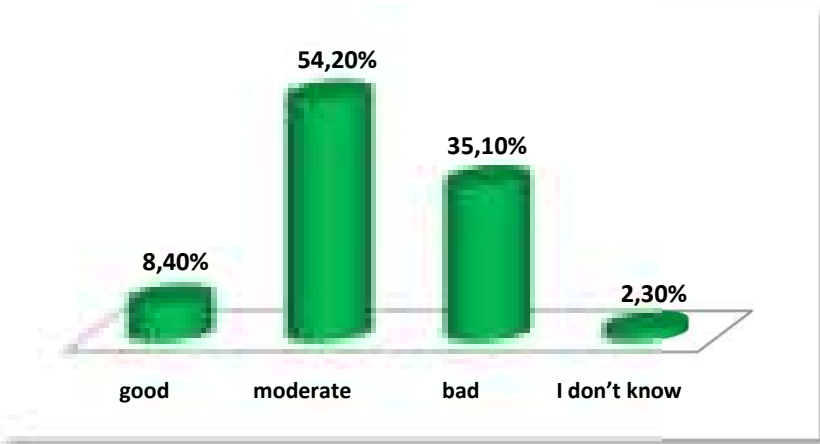


Figure68: Working conditions of the migrants in Tunisia

Nationality of the employer and employees:

88.20% of the migrant labor force work under the supervision of Tunisian employers. 5.50% of them are self-employed and 30.40% of them work for employers from their country of origin. Regarding the employees' nationalities, the study showed that 49% of the migrants work with Tunisian employees while 51% work with employees from different nationalities.

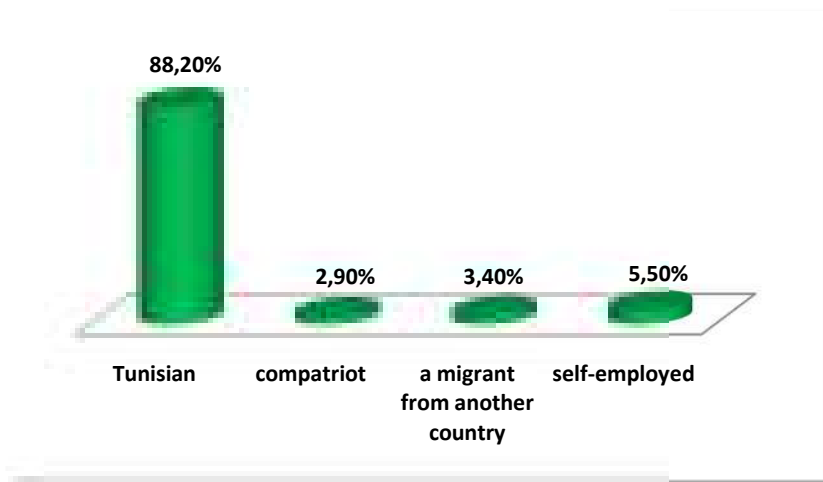


Figure69: Nationality of employers in Tunisia

Looking for another job:

The study found that 31.6% of the migrants want to change their job, and in order to do that mainly rely on their friends (69%), internet ads (25%) and volunteer associations (6%).

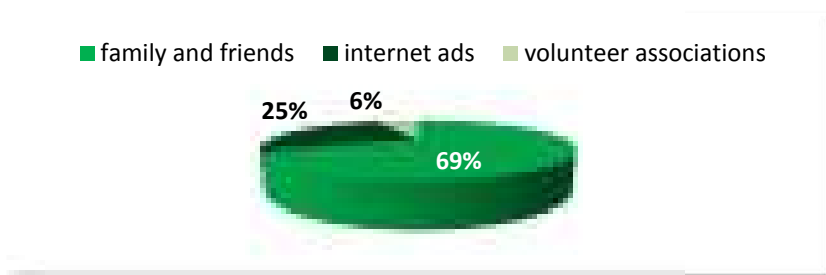


Figure70: means used by the migrants to find work in Tunisia

Salary amounts that can be accepted by the migrants:

23% of the interviewed migrants accept wages below 500 TND, 42% of them accept wages varying between 501 and 800 TND, 24% of them accept wages varying between 801 and 1000 TND, 9% of them accept wages varying between 1001 and 1500 TND, while 2% said they do not accept wages below 1501 TND.

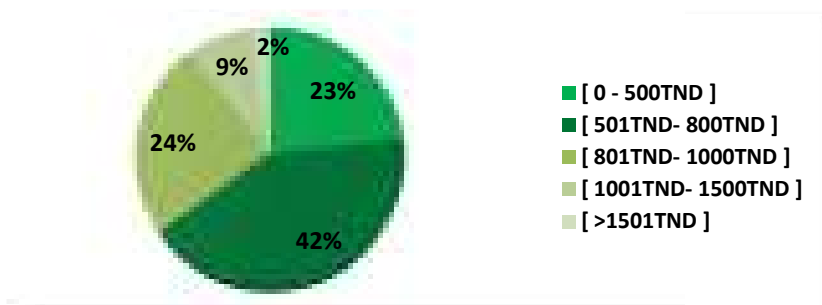


Figure71: Salary amounts that can be accepted by the migrants in Tunisia

Number of jobs held by the migrants since their arrival in Tunisia:

According to the collected data, 26% of the migrant workers have held a stable job, 35% of them worked in two different jobs since their arrival in Tunisia, 22% worked in 3 different jobs and 17 of them worked in more than three different jobs since their arrival. Thus, data confirm that most of the jobs held by migrants are temporary and unstable.

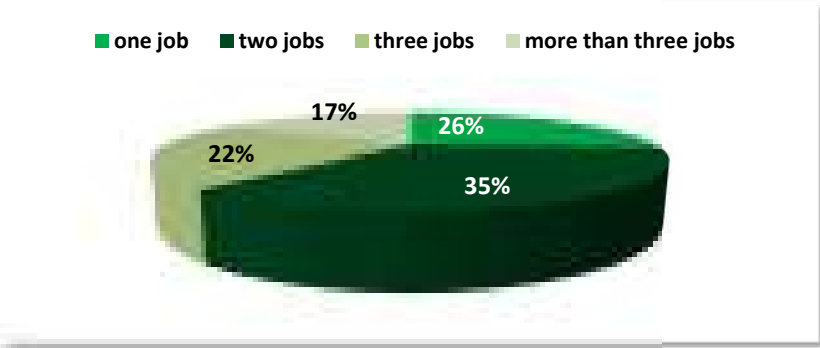


Figure72: Number of jobs held by the migrants since their arrival in Tunisia

Reasons that drive migrants to change jobs:

Migrant workers stated many reasons that drove them to change jobs. The most recurrent reasons are; exploitation (84.90%), disrespect (75.60%), harassment (20%), violence (3%), inadequate wages and bad working conditions (3%). In

addition to the above, 17.7% of migrants stated that employers controlled their off-duty movements.

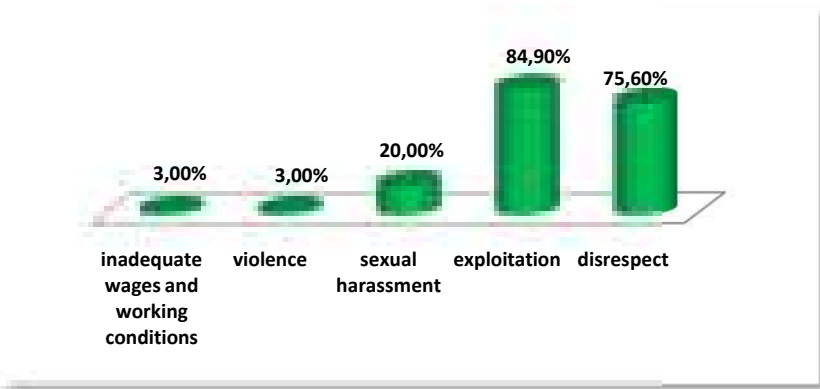


Figure73:Reasons that drive migrants to change jobs

IX. Migrants’ incomes in Tunisia :

Migrants rely on different sources to earn money to cover their needs. They rely on family (60.30%), work (41.80%), scholarships (21.50%) and joint incomes (8.40%).

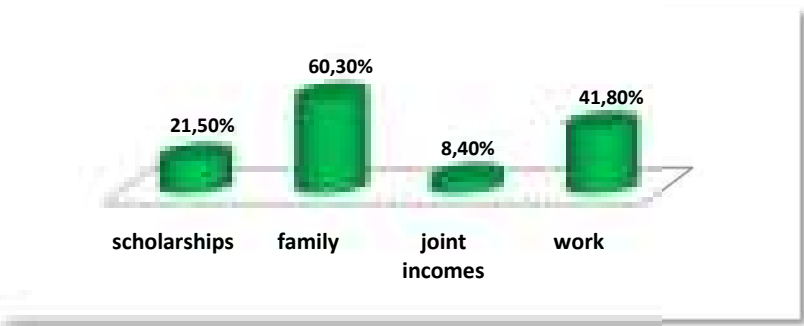


Figure74:Migrants’ incomes in Tunisia

Migrants' most recent wage prior to the study:

According to the survey, 30% of the migrant workers were paid about 500TND for the work they have carried out in the month before the study was conducted, 28% were paid between 501 and 800 TND, 31% and were paid between 801 and 1000 TND. On the other hand, 8% of migrant workers had earned wages between 1001 and 1500TND and 3% earned more than 1500TND.

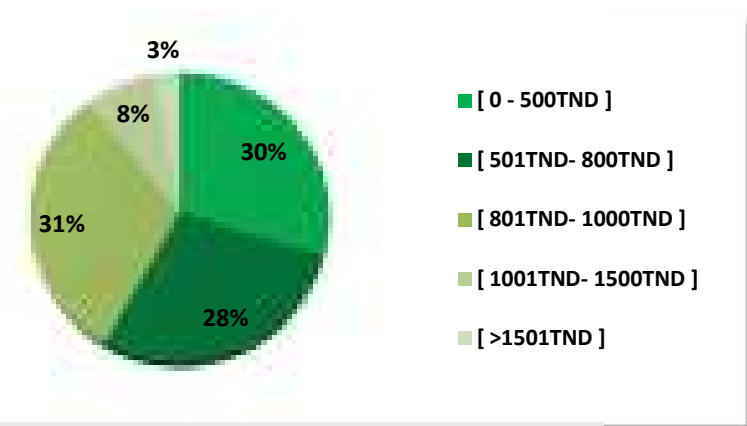


Figure75: Migrants' most recent wage in Tunisia

Migrants' ability to save money:

31% of the migrant workers are able to save a part of their income. In addition, 42.6% of the interviewed migrants confirmed that they have other financial resources apart from their jobs' salaries.

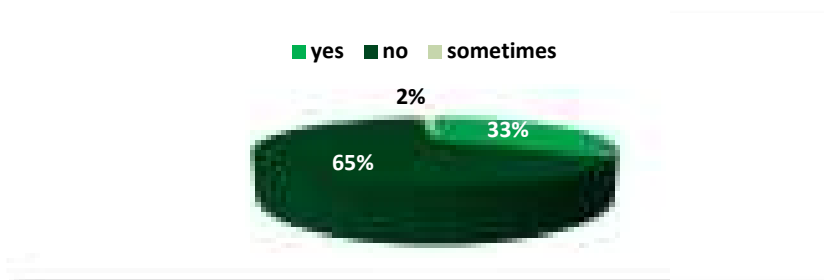


Figure76: the migrants Savings management

Savings management

Migrant workers save money for various aims, such as sending money to their country of origin (26%), saving money for return to the country of origin (13%), to be able to immigrate to another country (28%), for no specific objective (24%), to provide a better future for their children in the country of origin (5%) or to improve their future situation in Tunisia.

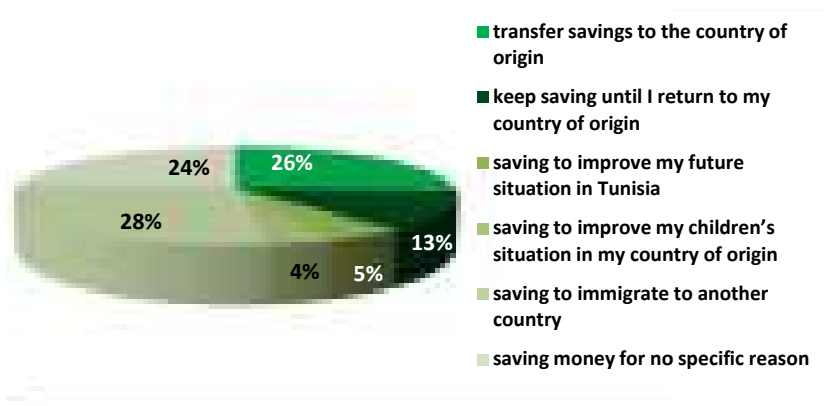


Figure77: the migrants' aims of saving money in Tunisia

Borrowing money:

While some migrants are able to cover their needs and save a part of their income, others (15.2%) are forced to borrow money to make ends meet. Mostly migrants borrow money from their friends (85.90%) and families (12.20%) or rarely from their employer (13%) or banks (1%).

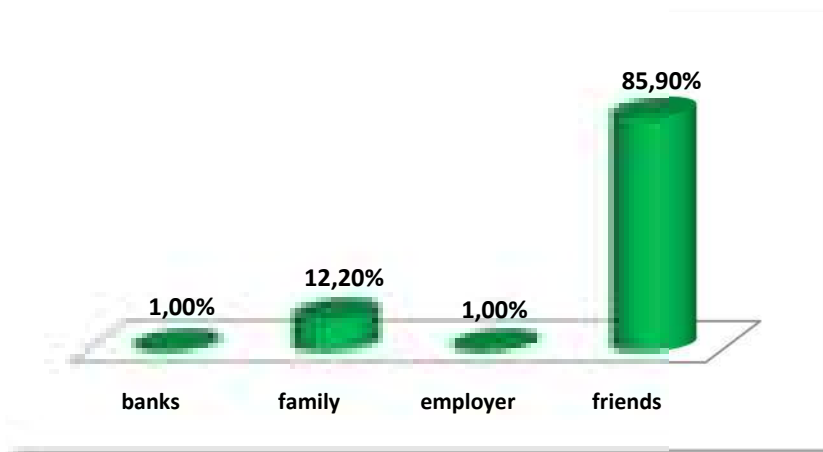


Figure78: the migrants' borrowing sources in Tunisia

Time needed to repay debts:

The time needed to repay a debt varies from one migrant to another, but in general, it takes from one month to an indefinite period. According to the collected data, 18% of the interviewed

migrants repaid their loans after one month, 13% of them took from one to six months to repay it, 4% took them one year for it, while 6% of them needed more than one year to repay their debts.

While some migrants could define the needed period of repaying their loans, 59% of them could not define it .



Figure79: Time needed to repay debts

X. Access to health care services

The number of migrants who can access health services in Tunisia is very limited. According to the outcomes of the study, only 9.7% of the interviewed migrants benefit from the health coverage system in Tunisia, while 90.3% are not covered.

Migrant’s assessment of his health situation:

Despite the fact that 46% of the migrants of the sample have health problems, most of them consider that their health situation is good, while 20% of them assess it as average and 1% consider to have a dangerously bad health status.

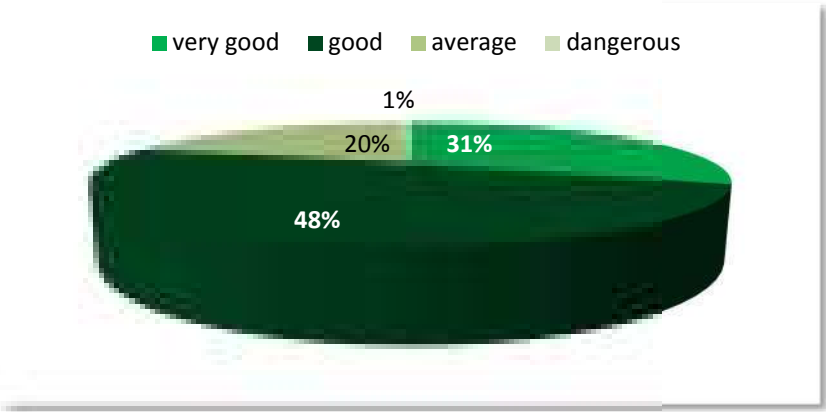


Figure80: Migrant’s assessment of his own health situation

Institutions visited by migrants to access health care services:

When we asked the migrants to rank the different healthcare institutions they visit to get help, they answered as follows: governmental hospitals (75%), NGOs (30.90%), national

associations (23.80%), private doctors (21.20%) and finally family and friends.

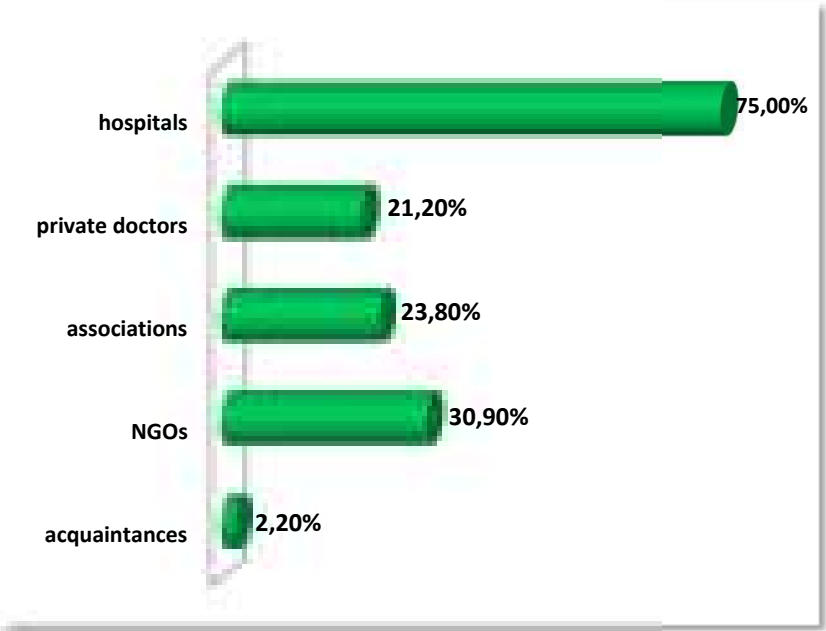


Figure81:Institutions that provide the migrants with health care services

Obstacles preventing migrants from benefiting of health care services:

51% of the migrants consider that the language barrier is the main obstacle that prevents them from accessing health care services. 42% of them stated the high cost of services, while

3% could not really determine the exact barriers they are confronting to access health care services.

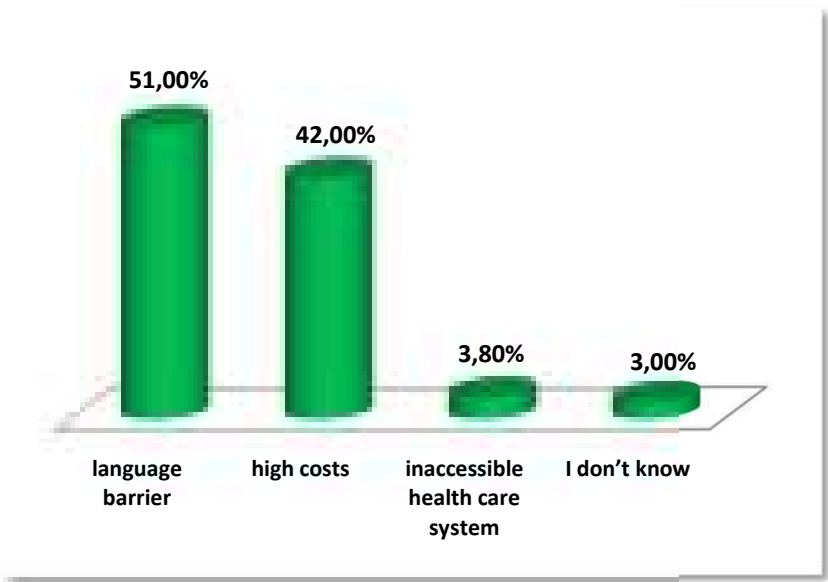


Figure82:Obstacles preventing migrants from benefiting of health care services

Evaluation of provided health care services:

51% of the migrants confirmed that the provided services are good, 35% consider them average, while 4% find the provided health care services bad. In addition, 10% of the interviewed migrants have never benefited from health care services in Tunisia.

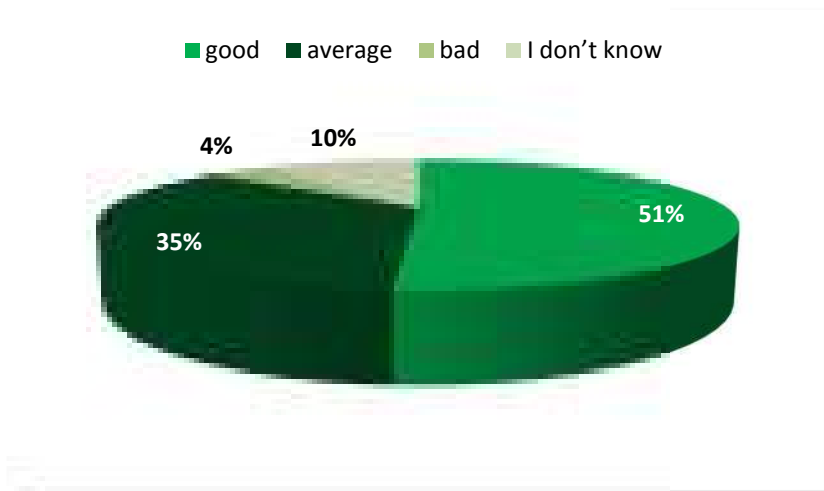


Figure83:Evaluation of the migrants of the provided health care services in Tunisia

XI. Residence services

Legal residence situation of the migrants in Tunisia:

73.3% of the interviewed migrants know the residence procedures in Tunisia. Besides, 75.1% of them are familiar with the Tunisian law and with fines they must pay in case of irregular residence. The study also showed that 55% of the sample's migrants, who are mostly university students and regular workers, are migrants in regular situation and have

residence permits, 4% of them are renewing their residence permits, 10% are refugees and 11% are asylum seekers who have submitted their files and are waiting for the Tunisian authority's decision. The collected data also proved that 20% are irregular migrants who have never tried to regularize their legal status in Tunisia.

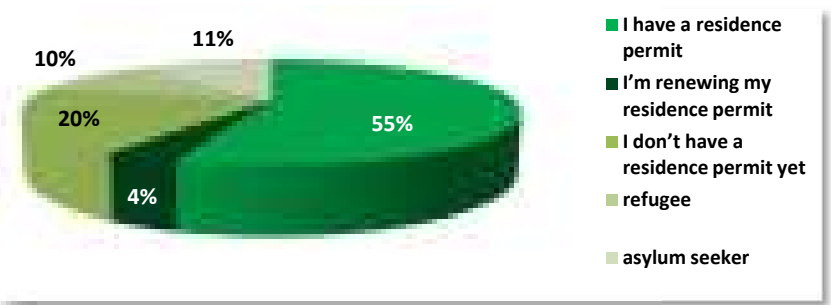


Figure84: residence situation of the migrants in Tunisia

Migrants' intentions, if their request of renewing their residence permit is rejected:

41% of the interviewed migrants expressed their desire to stay in Tunisia, and if ever their demand of renewing the residence permit is rejected, they said they will try to find a solution to regularize their situation. 33% of the interrogated migrants said they will consider returning to their countries of origin, 17% of them said that they would contact the UNHCR to seek help in regularizing their situation, 8% think they will keep looking for an opportunity to cross to Europe and 1% would immigrate to another Arabic country.

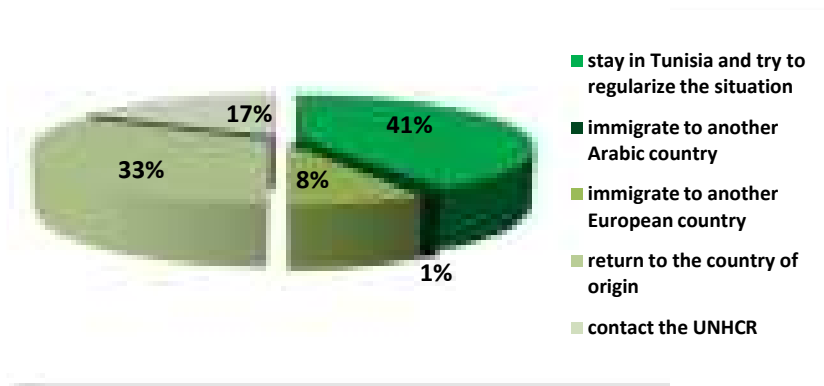


Figure85: Migrants' intentions, if their request of renewing their residence permit is rejected

XII. Evaluation of the national and international organizations' intervention for migrants:

Evaluate their relation with migrants:

Only 35.2% of the interrogated migrants have contacted civil society organizations. The national and international organizations that have been mentioned are the following; the Red Cross, the IOM, the Tunisian Red Crescent, Doctors without borders, the League of Students and Interns of Burkina Faso in Tunisia, the UNHCR, the Association of the Students and interns of the Ivory Coast in Tunisia. 11% of the migrants consider that they have good relations with the employees and members of these organizations, 34% of them evaluate these relations as average, 23% judge their relations as bad and 32% did not want to answer the question.

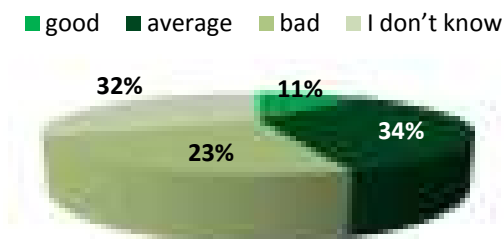


Figure86: *the nature of the migrants' relationship with the associations and organizations of civil society*

Evaluation of sub-Saharan migrants of the organizations' intervention

According to the study, only 4% of the interviewed migrant think that the intervention of the organizations is efficient, 45% judge the provided services as average, 23% judge the services as bad, 37% think efforts are insufficient and 14% abstain from answering.

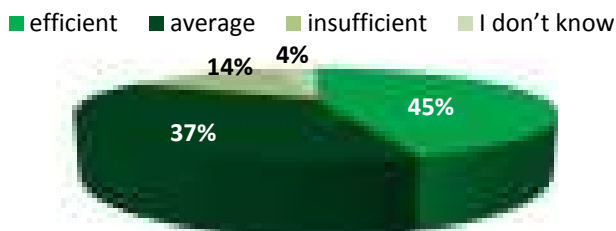


Figure87: *the Evaluation of sub-Saharan migrants of the organizations' role*

3.3% of the interrogated migrants expressed their dissatisfaction and anger of the organizations members practices, such as detention, torture, exploitation, violence and fraud. They also stated procedural delay and negligence, exploitation of the rescued migrants, imprisoning the migrants for more than two years and torturing them, negligence and forced deportation.

XIII. Sub-Saharan migrants' evaluation of the Tunisian administrative services

Evaluation of the provided services:

26.1% of the interviewed migrants have already visited Tunisian administrations. The stated administrations were: police offices to get a residence permit, hospitals, post offices, courts, the Interior Ministry, the Ministry of Higher Education and Scientific Research, the Ministry of Justice. The collected data showed that 4% of the migrants who benefited from the services of Tunisian administrations find them very good, 26% find them good, 47% judge them as average, 12% think they are bad and inadequate and 11% did not want to answer the question.

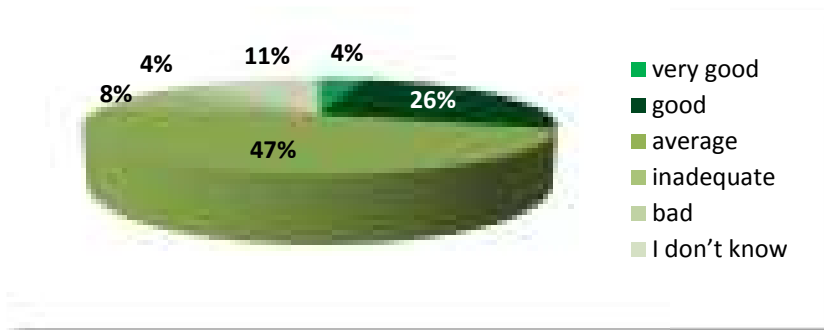


Figure88: the Sub-Saharan migrants' evaluation of the Tunisian administrative services

Police arrests:

5.9% of the interviewed migrants were arrested by security patrols in Tunisia for several reasons, including fights, not having residence documents, escaping the migrants' housings because of bad treatment, doubts of homosexuality, selling alcohol, selling drugs, fraud and political positions.

Getting enough information about practical life in Tunisia and available services:

The study showed that 49.3% of the studied sample has enough information about the residence situation. Migrants have accessed information through their friends, acquaintances, embassies of their countries of origin and Tunisian civil society. 57.8% of the interviewed migrants are well informed about the legal situation of the migrants in Tunisia too.

XIV.Future of migrants:

Evaluating the migration experience:

After having stayed in Tunisia for some time now, migrants evaluated the experience as follows: 41% of them judge it successful, 49.3% of them think it was unsuccessful and disappointing, 3% think it was not bad and 3% say that the experience has not finished yet, since Tunisia is not their final destination.




Figure89: Migrants' evaluation of the migration experience

Migrants' goals over the medium-long term:

54% of the migrants expressed their desire to cross to Europe, 42% are planning to return to their countries of origin, 2% of them want to settle in Tunisia and 2% of them have not decided yet.

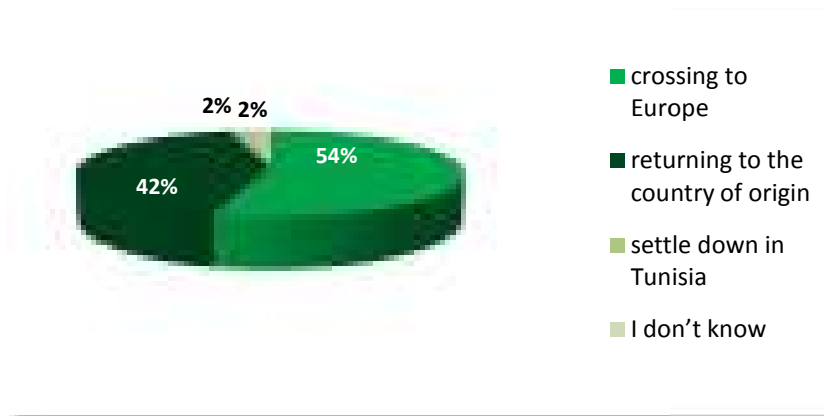


Figure90: Migrants' goals over the medium-long term

How migrants intend to cross to Europe:

When we asked the migrants about how they are planning to cross to Europe, some have said that they will travel by air; others said they will cross the Mediterranean, while some others confessed that they would do anything to cross to the northern Mediterranean shores. 3.3% of the migrants who want to go to Europe have paid smugglers amounts varying between 700 and 6000 TND.

Migrants' suggestions to improve their situation in Tunisia

In general, migrants consider that their situation in Tunisia is bad and need to be improved on several levels. According to them, improvements should happen first on the social level

(54.40%), the legal situation (48.30%) and the economic situation (46.70%) . 33.10% of the sample think improvements should be made on every level. The migrants have stated the main problems that are disturbing them in Tunisia are the following: finding a job, respecting the migrants' rights, organizing irregular migrants, providing help for migrants, social security, fighting racial discrimination, allowing students to work, defending the migrants' rights, informing migrants about their rights, revising a period of processing residence demands and their cost, revising the laws of social protection, granting the nationality easily for children born in Tunisia, punishing racists and allowing foreigners to open bank accounts.

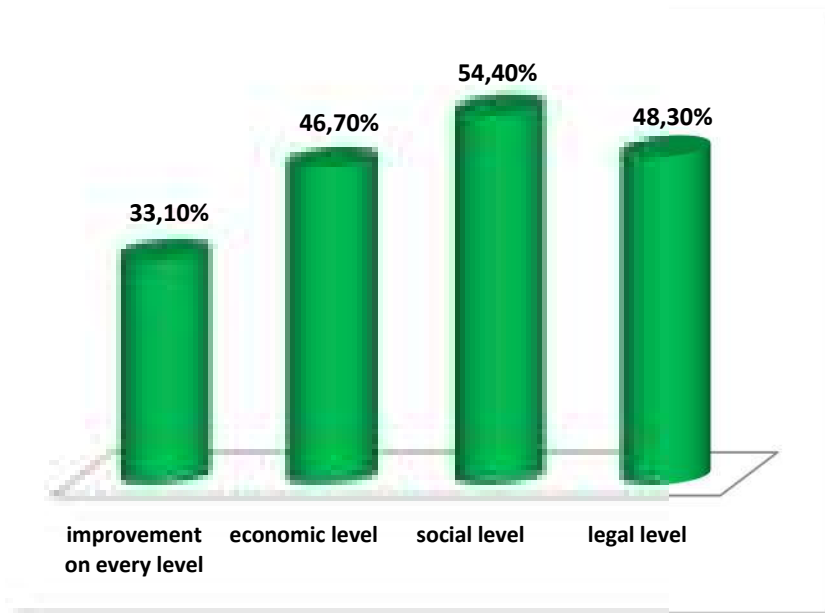


Figure91: Migrants' suggestions to improve their situation in Tunisia

XV. Political and civil society participation of the migrants:

According to the study's outcomes, some interviewed migrants are activists in the civil society and in the political life. 8.1% were activists in their countries of origin and 3.8% of them kept working in this field in Tunisia. They keep in touch with other activists in their country using phone conversations, social networks, youtube channels or through other members of the same political party. In Tunisia, these activists try to present their parties and associations by joining awareness campaigns to mobilize people, media campaigns and encouraging voting in elections. Their associations on the other hand organize cultural and religious discussions, training and capacity building sessions. The stated associations and political parties are: the Association of Free Men, the Association of the Youth of Ivoirian Popular Box, presidential party, Popular Communication Party and the Leaders' League.

XVI. The relation of migrants with their country of origin in the age of social networks and communication means

5.4% of the interviewed migrants believe that the virtual space is really a space of freedom, while 94.6% do not trust this state, since it is controlled by the authorities. Despite their distrust, 71.5% of them share information on internet social networks.

Following local events in the country of origin

93.1% of the interviewed migrants follow the recent events occurring in their country of origin regularly and comment it on their personal pages. 93.1% use mainly Facebook, 27.90% use Twitter, 22.60% mainly use electronic media pages and 20% prefer Instagram. These channels are also used to share opinions and to lead social movements, which was the case of 3.6% of the interrogated migrants. In addition to social networks, migrants follow the news of their countries of origin by listening to radio and watching local television.

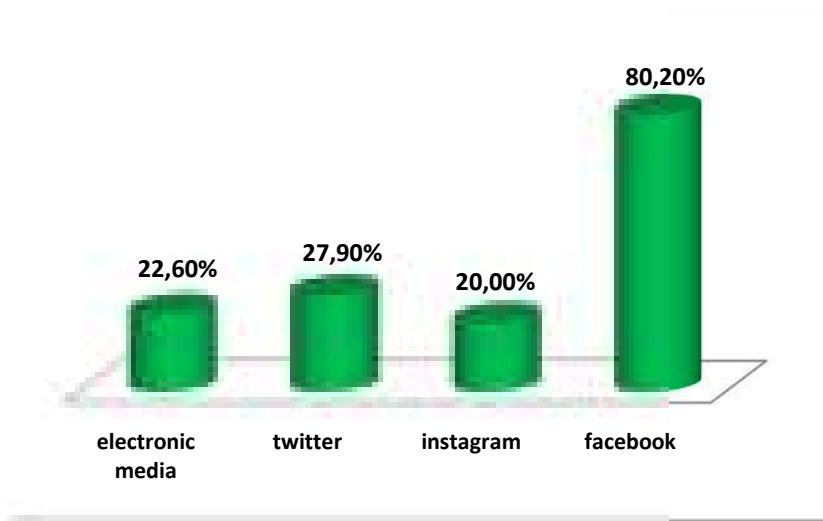


Figure92: Means of communication used by migrants to follow the news in their countries of origin

Supported By



Tunisian Forum for Economic and Social Rights

47, Habib Bourguiba Street, second floor, 1001, Tunisia

phone: 71257 664- Fax: 71257 665

E-mail: contact@ftdes.net